

# CUSHMAN®

## PARTS MANUAL



### TURF-TRUCKSTER™

**CHASSIS  
MODEL 898530**

**RUNABOUT PICKUP  
MODEL 898531**



## SAFETY WARNING

- When replacement parts are required, use genuine OMC parts or parts with equivalent characteristics including type, strength, and material. Failure to do so may result in product malfunction and possible injury to the operator and/or bystanders.
- Illustrations in this manual are a reference guide for parts identification only. Since these illustrations may not depict actual positioning of component parts, they should not be used as an assembly diagram. Doing so may result in improper assembly leading to sudden failure.

OMC Lincoln, a division of OUTBOARD MARINE CORPORATION, reserves the right to make changes at any time, without notice, in specifications and models and also to discontinue models and the accessories designed to be used on these models. The right is also reserved to change specifications or parts at any time without incurring any obligation to equip same on models manufactured prior to date of such change.

While the information contained in this parts manual is based on the latest product information available at the time of publication, the continuing accuracy of this parts manual cannot be guaranteed.

## ACCESSORIES



## SAFETY WARNING

- In some cases accessories must be used in conjunction with other accessories to maintain safe operating conditions for a vehicle. Display of an accessory in this manual does not imply it can be used on any other vehicle. Using an accessory in a non-recommended application may create unsafe operating conditions.

## SERVICE PUBLICATIONS

Additional illustrated parts manuals as well as operator's manuals (Part No. 828827) are available for a minimum charge at this address:

OMC Lincoln  
Attention: Cushman Service Dept.  
P.O. Box 82409  
Lincoln, Nebraska 68501

## MODEL DESIGNATION

The vehicle model number and model year are shown on the nameplate attached to the left side of the kick panel.

### NOTE

- The information within this manual covers two vehicle Models with different equipment. Use the information that applies to your vehicle.

## ENGINE REPLACEMENT

### Engine:

When ordering an 18 H.P. engine, order part number 886179 for MODEL 898530. Order part number 886180 for MODEL 898531. Engines include the timer-governor, starter, carburetor, air cleaner, exhaust manifolds, fuel pump and fan housing. The alternator is NOT included.

### Engine Short Block:

When ordering an 18 H.P. engine short block, order part number 885516. Short blocks include valves, oil pump and rocker arm oil drain tubes and required gaskets. They DO NOT include rocker arms, oil strainer, oil pressure relief valve, valve lifters, push rods or push rod tubes.

## TOUCH-UP PAINT

Evergreen Green (dark green)

- 16 oz. (0.5 L) spray can. Order part number 825361
- 1 quart (0.9 L) can. Order part number 825363

Turfkin Green (light green)

- 16 oz. (0.5 L) spray can. Order part number 825360
- 1 quart (0.9 L) can. Order part number 825362

## IMPORTANT

INDENTED PART NAMES INDICATE THESE PARTS ARE INCLUDED IN THE PRECEDING ASSEMBLY.

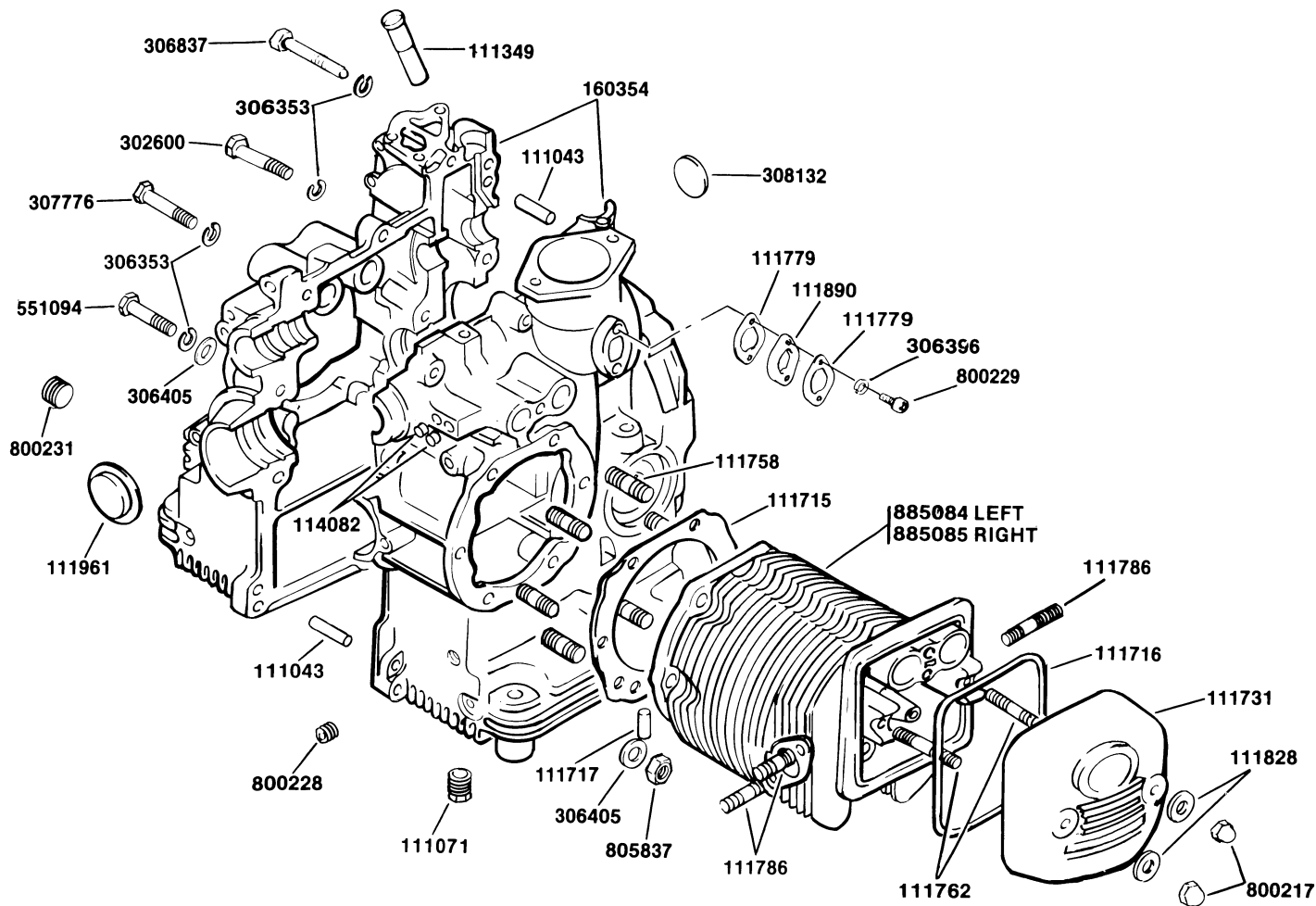
\* INDICATES: PARTS NOT ILLUSTRATED.

† INDICATES: SEE NOTE BELOW THE PARTS LIST.

# QUICK REFERENCE INDEX

	Page		Page		Page
<b>ACCESSORIES:</b>				<b>Modification:</b>	
•Auxiliary Post, set no. 884816	85	•Master Cylinder		•000674 Hydraulic Lift System	73-77
•Bar, Drag Mat, set no. 883341	83	•Old Style	54	•000681 Cab Installed	114-117
•Box, Short Wide, set no. 883016	86	•New Style	55	•000683 P.T.O. w/Extension	
•Box Sides w/Tailgate, set no. 883727	88	•Parking	52	Shaft	70-71
•Bumper, Front, set no. 886281	83	•Rear	57	•000684 Heater/Defroster Installed (Model 898531)	110-113
•Bumper, Rear, set no. 880492	83	•Seat	39	•000685 Heater/Defroster Installed (Model 898530)	112-113
•Cab, set no. 885812 (DISCONTINUED)	114-115	•Wheel Cylinder	57		
•Cab, Set no. 886419	116-117	•Repair Parts	57	<b>Mounts:</b>	
•Cloth Door, set no. 886704 (LEFT), set no. 886705 (RIGHT) REPLACES set no. 885816	108-109	Bushings, Electrical	66-67	•Engine	25
•Flatbed, set no. 883241	87	Camshaft	4	•Transmission	25
•Greensaver, set no. 884716	94-98	Carburetor and Connector	6-9	Oil Supply	5
•Coring Drum, 3/8", set no. 884580	97	Carrier, Rear Axle	32-33	<b>Panels:</b>	
•Coring Drum, 1/2", set no. 884733	97	Choke Control	25	•Access	47
•Slicing Drum, set no. 884578	98	Clamps and Clips	66-67	•Dash	46
•Hand Throttle, set no. 884972	63	Clutch	26-27	•Front Body	46
•Heater-Defroster, set no. 885730	110-113	Clutch, Centrifugal	28-29	•Instrument	46
•Hour Meter, set no. 885098	99	Connecting Rod	3	•Headlight	46
•Hydraulic Lift System, set no. 885702 (PRIOR DESIGN)	74-75	Cover:		Piston	3
•Hydraulic Lift System, set no. 885702 (LATER DESIGN)	76-77	•Battery Terminal	66-67	Pivot Pins	44
•Hydraulic Lift System, set no. 887000 (8510 & Later)	78-79	•Engine	47	Push Rods	4
•Hydraulic Pump:		•Foot Pedal	42-43	<b>Seat:</b>	
•No. 886100	73	Crankcase	2	•Model 898530	40-41
•No. 887013	80	Crankcase Breather	16	•Model 898531	40-41
•Mirror, Outside, set no. 885903	98	Crankshaft	3	Shield, Filler Neck	42-43
•Power Converter, set no. 884610	99	Cylinder	2	<b>Shifter Linkage:</b>	
•Protectoseal Gas Cap, set no. 884483	81	Decals	68-69	•Auxiliary Transmission	31
•P.T.O. w/Shaft Extension, set no. 885487	70-71	Deck, Rear	47	•Drive Transmission	23
•P.T.O., no. 880808	72	Differential	32-33	<b>Shock Absorber:</b>	
•Quick Aerator, set no. 883323	92-93	Driveshaft:		•Front	48
•Roof Light Mounting, set no. 886279	84	•Model 898530	36	•Front Overload (Accessory)	81
•Shock Absorber, Front Overload, set no. 882800	81	•Model 898531	37	•Rear	48
•Spare Tire, set no. 880249	62	<b>Electrical Components:</b>		Skid Plate	47
•Spare Tire, set no. 884120	62	•Connectors	119	Spacer, Wheel	57
•Spark Arrestor, set no. 882574	82	•Gauges	64-65	Spring, Rear	38
•Speedometer, set no. 885902 (8310 and PRIOR)	118	•Horn	64-65	Starter Motor	15
•Speedometer, set no. 886776 (8410 and LATER)	118	•Switches	64-65	Steering Gear	50-51
•Suppression, Radio, set no. 883366	82	•Tachometer (Accessory)	64-65	Stopwall Hole Cover	42-43
•Tachometer, set no. 886076	64-65	<b>Exhaust System:</b>		<b>Switches:</b>	
•Tailgate Release (Flatbed), set no. 885489	90	•8210 Models	20	•Hazard Warning (Accessory)	61, 64-65
•Tailgate Release (Short Box), set no. 885488	89	•8310 and Later Models	21	•Heater (Accessory)	64-65
•Top Dresser w/Clutch, set no. 884826	100-107	Fan Housing	18	•Horn Button	50-51
•Tool Box, set no. 883811	85	Fenders	45	•Ignition	64-65
•Turn Signal, set no. 885904	61	Filler, Dash	61, 66-67	•Light	64-65
*Vent, Roof, set no. 886040	*	Flywheel	22	•Solenoid	64-65
•Vicon Spreader Mounting, set no. 886085	91	•Adapter and Pulley	17	•Starting Safety	26-29, 64-65
Air Cleaner and Pre-cleaner	16	•Screen (Model 898530)	17	•Stop Light	61
Alternator	17	Fork	49	•Turn Signal (Accessory)	61
<b>Axle:</b>		<b>Frame:</b>		<b>Tank, Fuel:</b>	
•Front	56	•Chassis	44	•Model 898530	58
•Rear	32-33	•Main	42-43	•Model 898531	59
Backrest	40-41	•Platform	42-43	<b>Throttle:</b>	
Battery Carrier and Holddown	22	<b>Fuel:</b>		•Foot	24
Bolt on Sides w/Tailgate	60	•Filter	58, 59	•Hand (Model 898530)	45
<b>Brake:</b>		•Hoses	58, 59	•Hand (Model 898531)	63
•Controls	54, 55	•Pump	58, 59	<b>Timer:</b>	
•Disc, Parking Brake	36, 37	•System:		•Model 898530	12-13
•Hydraulic System	53	•Model 898530	58	•Model 898531	10-11
		•Model 898531	59	Tires	62
		•Tank:		Tow Hitch	63
		•Model 898530	58	<b>Transmission:</b>	
		•Model 898531	59	•Auxiliary	30
		<b>Governor:</b>		•Drive	34-35
		•Model 898530	12-13	Upright Deck Supports	42-43
		•Model 898531	10-11	Valves	4
		•Control Cable	12-13	Wheels	62
		Grommets	66-67	Wheel Cylinder	57
		Handhold	40-41	Wiper, Windshield (Accessory)	114-117
		Hand Throttle (Model 898530)	45	<b>Wiring Diagram:</b>	
		Hole Plugs	46, 66-67	•8310 and Prior	120-121
		<b>Hub:</b>		•8410 and Later	122-123
		•Front	56		
		•Rear	57		
		Ignition Components	14		
		Insulation	114-117		
		•Sound Foam	114-117		
		Lights	61		
		Manifold	19		
		Master Cylinder:			
		•Old Style	54		
		•New Style	55		

\*Not Illustrated.

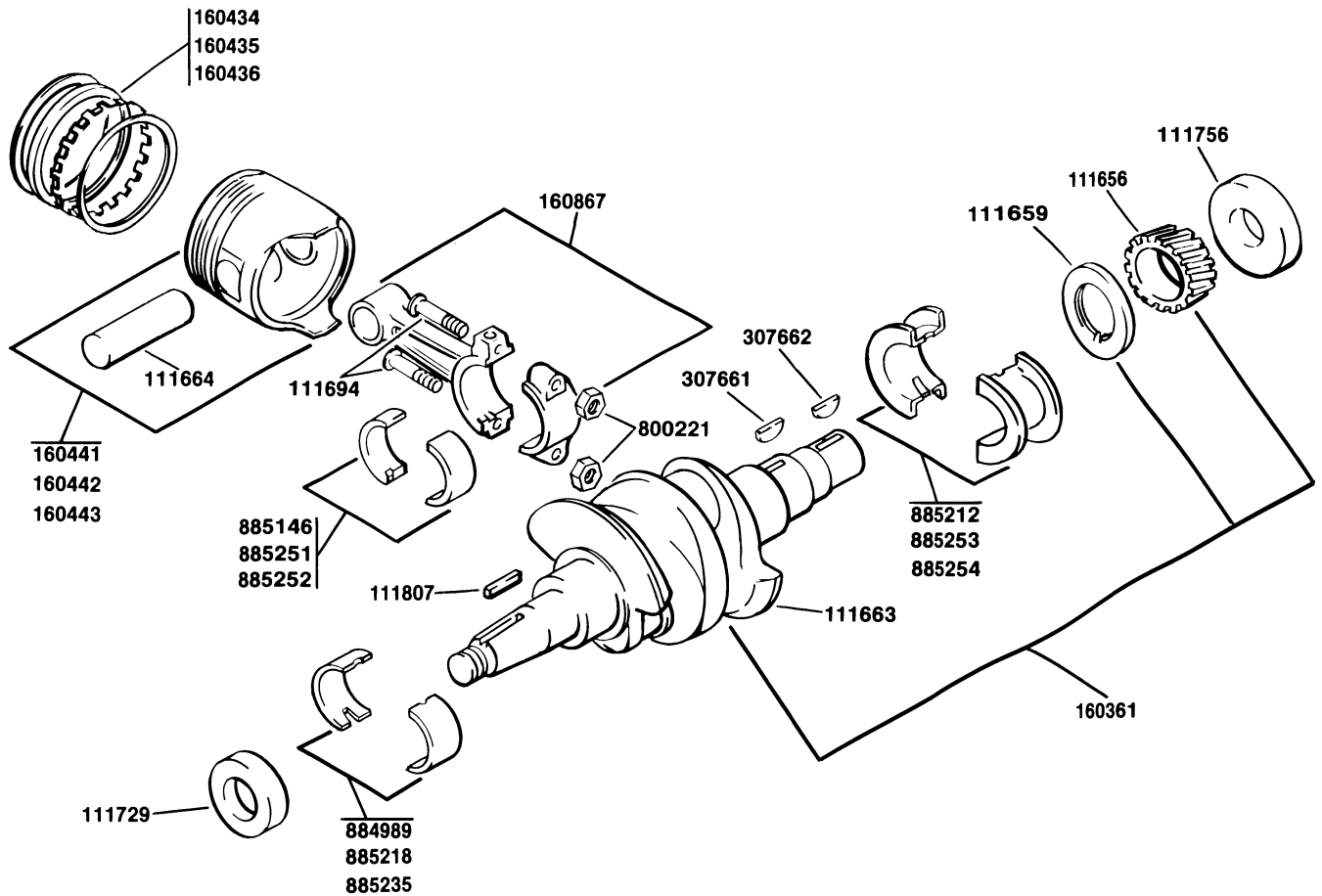


### CYLINDERS AND CRANKCASE

Part No.	Description	No. Req'd.	Part No.	Description	No. Req'd.
111071	Plug, drain, 1/2"	1	306353	. Lockwasher, 3/8	13
111715	Gasket, cylinder	2	306396	. Lockwasher, 1/4	2
111716	Gasket, valve cover	2	306405	. Washer, 3/8	2
111731	Cover, valve	2	306837	. Screw, 3/8-16 x 3 1/4	1
111762	Stud, rocker arm	4	307776	. Screw, 3/8-16 x 2 3/4	2
111779	Gasket, fuel pump	2	551094	. Screw, 3/8-16 x 1 3/4	2
111786	Stud, manifold	8	*160440	Gasket set	As Req'd.
111828	Gasket, Nut	4	306405	Washer, 3/8	12
111890	Block, fuel pump insulator	1	308132	Plug, welch expansion, 15/16	1
111961	Cover, camshaft	1	800217	Nut, acorn, 5/16-24	4
*112008	Sealer, crankcase	1	800228	Plug, 3/4", pipe	1
800229	Screw, 1/4-20 x 1, filister hd.	2	800231	Plug, 1/2", pipe	1
160354	Crankcase set	1	805837	Nut, 3/8-24, lock	12
111043	. Pin, taper	2	885084	Cylinder, LEFT, w/valve seats and guides only	1
111349	. Tube, dipstick	1	885085	Cylinder, RIGHT, w/valve seats and guides only	1
111717	. Shaft, oil pump idler	1			
111758	. Stud, cylinder	12			
114082	. Plug, oil galley	4			
302600	. Screw, 3/8-16 x 1 1/2	8			

\* Not illustrated.

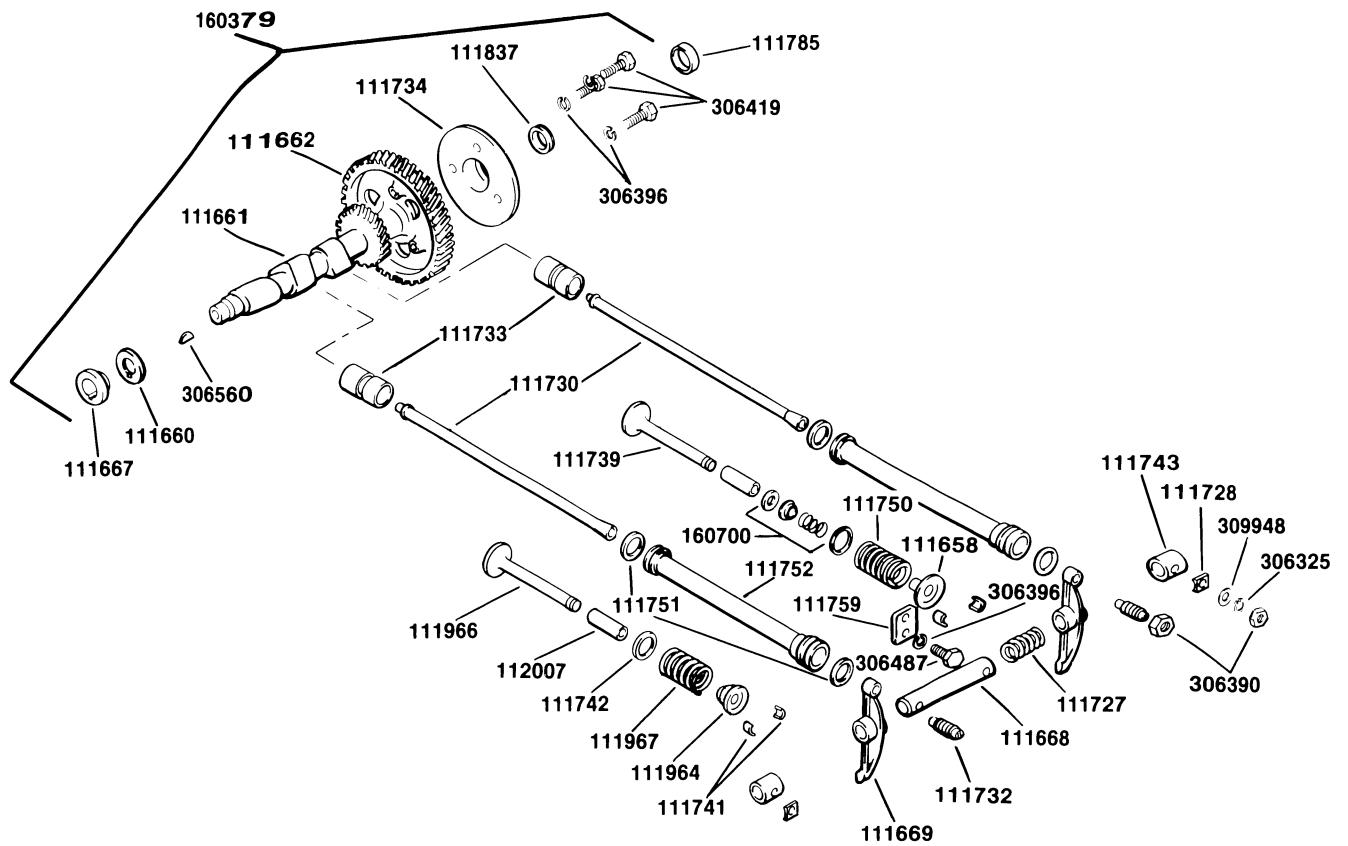
INDENTED PART NAMES INDICATE THESE PARTS ARE INCLUDED IN PRECEDING ASSEMBLY.



**CRANKSHAFT, PISTONS AND CONNECTING RODS**

Part No.	Description	No. Req'd.	Part No.	Description	No. Req'd.
111729	Seal, front, oil .....	1	160361	Crankshaft assembly .....	1
111756	Seal, rear, oil .....	1	111656	. Gear, pinion, timing .....	1
111807	Key, crankshaft to flywheel .....	1	111659	. Spacer, gear .....	1
160434	Ring set, standard .....	2	111663	. Crankshaft .....	1
160435	Ring set, .020 o/s .....	2	307661	. Key, #11 woodruff .....	1
160436	Ring set, .030 o/s .....	2	307662	Key, #15 woodruff .....	1
160441	Piston, w/wrist pin, standard ...	2	884989	Brg. set, standard, front main ...	1
111664	. Pin, wrist .....	1	885146	Inserts, standard, conn. rod brg.	1
160442	Piston, w/wrist pin, .020 o/s ...	2	885212	Brg. set, standard, rear main ...	1
111664	. Pin, wrist .....	1	885218	Brg. set, .015 u/s, front main ...	1
160443	Piston, w/wrist pin, .030 o/s ...	2	885235	Brg. set, .030 u/s, front main ...	1
111664	. Pin, wrist .....	1	885251	Inserts, .015 u/s, conn. rod brg. .	1
160867	Rod assembly, w/hardware (order inserts separately) .....	2	885252	Inserts, .030 u/s, conn. rod brg. .	1
111694	. Screw, connecting rod .....	2	885253	Brg. set, .015 u/s, rear main ....	1
800221	. Nut, lock, connecting rod .....	2	885254	Brg. set, .030 u/s, rear main ....	1

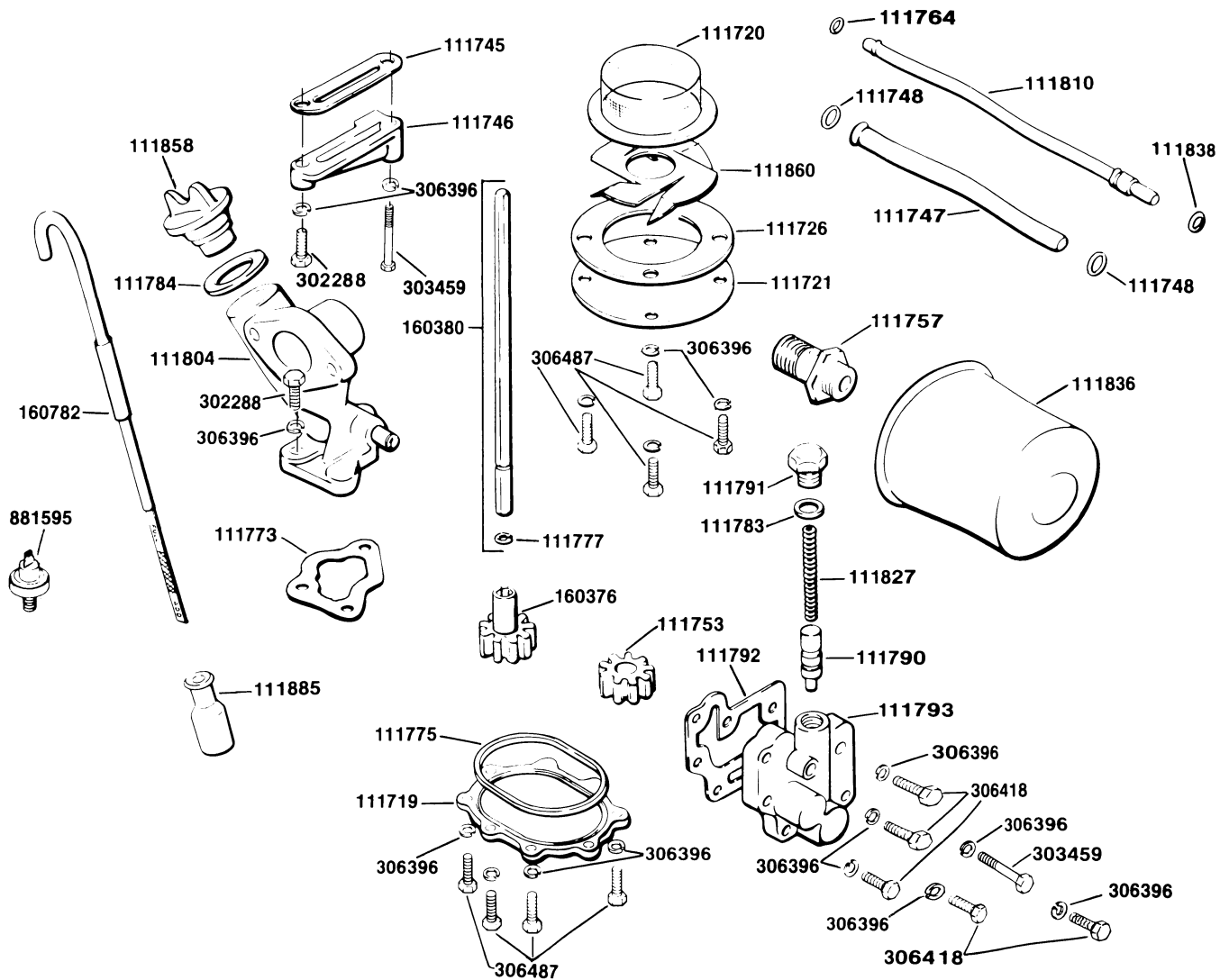
INDENTED PART NAMES INDICATE THESE PARTS ARE INCLUDED IN PRECEDING ASSEMBLY.



**CAMSHAFT, VALVES AND PUSH RODS**

Part No.	Description	No. Req'd.	Part No.	Description	No. Req'd.
111658	Retainer, valve spring	2	111967	Spring, valve, exhaust	2
111668	Shaft, rocker arm	2	112007	Guide, valve	4
111669	Arm rocker	4	160700	Seal set, valve w/installer	2
111727	Spring, spacer	2	160379	Camshaft ass'y	1
111728	Cap, shaft	4	111660	Washer, thrust	1
111730	Rod, push	4	111661	Camshaft	1
111732	Screw, tappet adjusting	4	111662	Gear, timing	1
111733	Tappet	4	111667	Collar, retaining	1
111739	Valve, intake	2	111734	Cover, timing gear	1
111741	Keeper half	8	111837	Seal, cover	1
111742	Washer, valve spring	4	306396	Lockwasher, 1/4	3
111743	Bushing, shaft	4	306419	Screw, 1/4-20 x 1/2"	3
111750	Spring, valve	2	306560	Key	2
111751	"O"-ring	8	306325	Lockwasher, 5/16	4
111752	Housing, push rod	4	306390	Nut, 5/16-24	8
111759	Retainer, housing	2	306396	Lockwasher, 1/4	2
111785	Seal, camshaft	1	306487	Screw, 1/4-20 x 5/8"	2
111964	Rotator, valve	2	309948	Washer, 5/16	4
111966	Valve, exhaust	2			

INDENTED PART NAMES INDICATE THESE PARTS ARE INCLUDED IN PRECEDING ASSEMBLY.



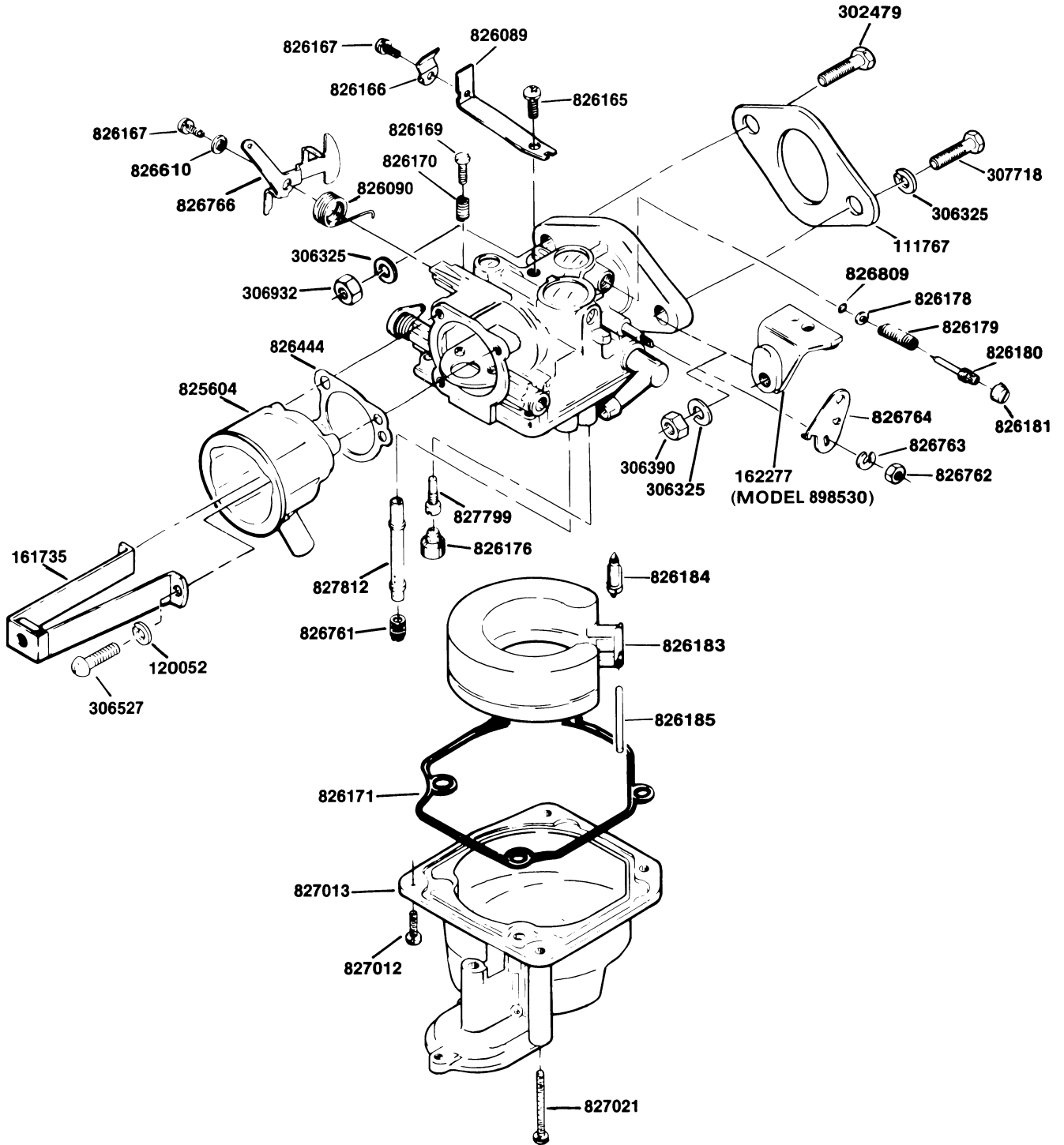
**OIL SUPPLY**

Part No.	Description	No. Req'd.	Part No.	Description	No. Req'd.
111719	Cover, oil pump . . . . .	1	111804	Filler, oil . . . . .	1
111720	Strainer, oil . . . . .	1	†111810	Tube assy., oil supply . . . . .	1
111721	Cover, oil strainer . . . . .	1	111827	Spring, relief valve . . . . .	1
111726	Gasket . . . . .	1	111836	Filter, oil . . . . .	1
†111745	Gasket . . . . .	1	†111838	O-ring . . . . .	1
†111746	Block, oil drain . . . . .	1	111858	Cap, oil filler . . . . .	1
†111747	Tube, oil drain . . . . .	1	111860	Retainer, oil strainer . . . . .	1
†111748	O-ring . . . . .	2	111885	Seal, dipstick tube . . . . .	1
111753	Gear, oil pump idler . . . . .	1	160376	Gear & shaft assy. . . . .	1
111757	Connector, oil filter . . . . .	1	160380	Shaft, drive (w / ring) . . . . .	1
†111764	O-ring . . . . .	1	111777	. Ring, retaining . . . . .	1
111773	Gasket . . . . .	1	160782	Dipstick assy. . . . .	1
111775	Gasket . . . . .	1	302288	Screw, 1/4-20 x 1" . . . . .	4
111783	Gasket, screw . . . . .	1	303459	Screw, 1/4-20 x 1-1/2" . . . . .	3
111784	Gasket . . . . .	1	306396	Lockwasher, 1/4 . . . . .	25
111790	Valve, pressure relief . . . . .	1	306418	Screw, 1/4-20 x 1-1/8" . . . . .	5
111791	Screw, pressure relief valve . . . . .	1	306487	Screw, 1/4-20 x 5/8" . . . . .	12
111792	Gasket . . . . .	1	881595	Switch, oil pressure . . . . .	1
111793	Housing, pressure relief valve . . . . .	1			

† Quantity is Per Cylinder.

INDENTED PART NAMES INDICATE THESE PARTS ARE INCLUDED IN PRECEDING ASSEMBLY.

**CARBURETOR AND CONNECTOR  
STAMPED B70D ON FLANGE**





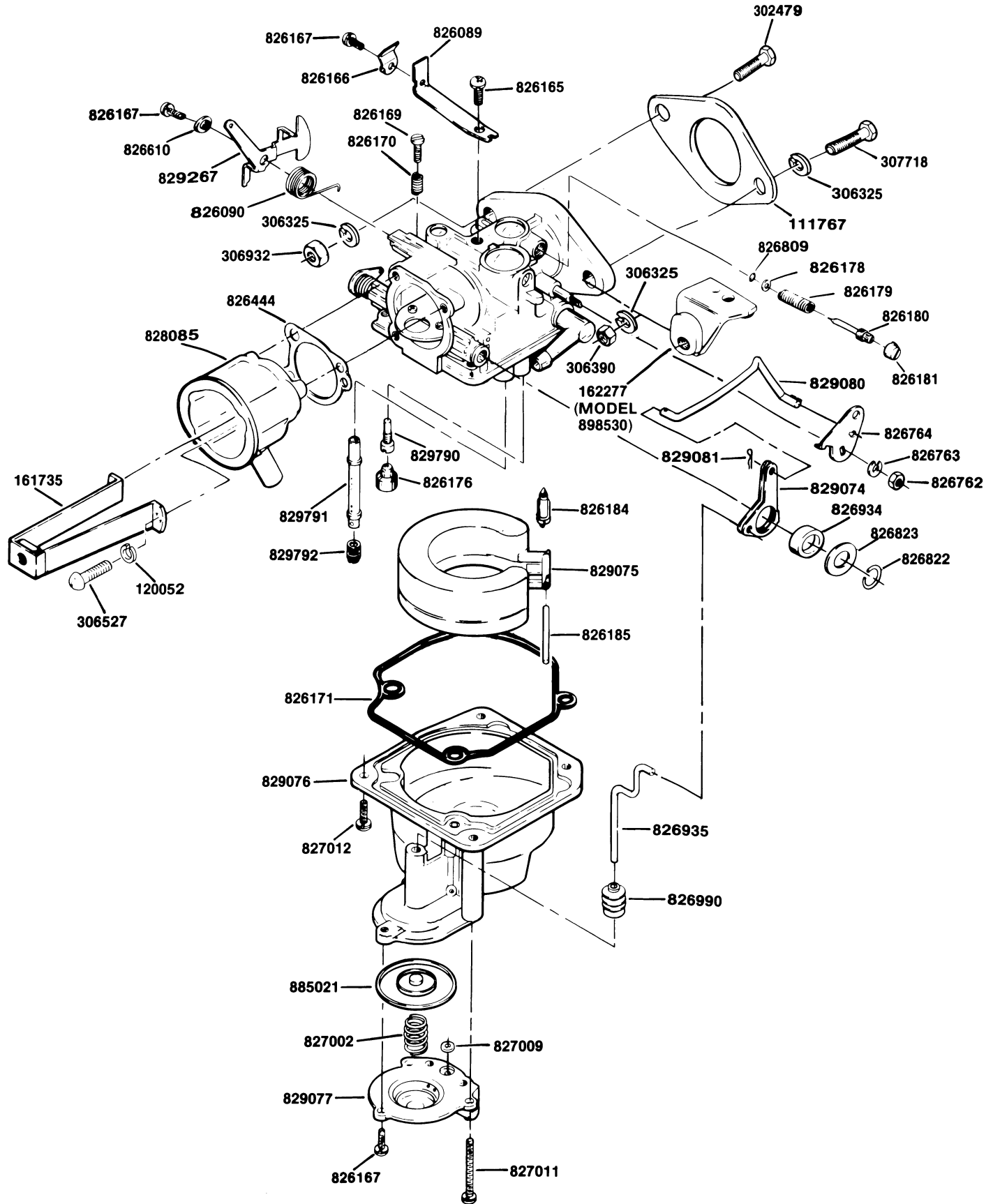
**CARBURETOR AND CONNECTOR  
STAMPED B70D ON FLANGE**

Part No.	Description	No. Req'd.	Part No.	Description	No. Req'd.
111767	Gasket, carburetor mounting . . . .	1	826171	. Gasket, bowl . . . . .	1
120052	Lockwasher, #10 . . . . .	2	826176	. Plug, slow passage . . . . .	1
161735	Bracket assembly . . . . .	1	826178	. Washer, idle mixture screw . . . .	1
162277	Bracket assembly, throttle cable (Model 898530) . . . . .	1	826179	. Spring, idle mixture screw . . . .	1
302479	Screw, 5/16-18 x 1 1/8 . . . . .	1	826180	. Screw, idle mixture . . . . .	1
306325	Lockwasher, 5/16 . . . . .	2	826181	. Cap, idle mixture screw limiter .	1
306390	Nut, 5/16-24 . . . . .	1	826183	. Float . . . . .	1
306527	Screw, #10-24 x 3/4, rd. hd. . . . .	2	826184	. Valve, fuel, w/clip . . . . .	1
306932	Nut, 5/16-18 . . . . .	1	826185	. Pin, float . . . . .	1
307718	Screw, 5/16-24 x 1 1/8 . . . . .	1	826610	. Collar . . . . .	1
825604	Connector . . . . .	1	826761	. Jet, main . . . . .	1
826444	Gasket, carburetor to conn. . . . .	1	826762	. Nut . . . . .	1
† Not available	Carburetor assembly, complete .	1	826763	. Washer, spring . . . . .	1
826089	. Plate, stay, choke cable . . . . .	1	826764	. Lever, throttle . . . . .	1
826090	. Spring, lever return . . . . .	1	826766	. Lever, choke cable . . . . .	1
826165	. Screw, stay plate . . . . .	1	826809	. "O" ring, idle mixture screw . .	1
826166	. Bracket, choke cable set . . . . .	1	827012	. Screw, bowl, short . . . . .	3
826167	. Screw, bracket and housing . . . .	1	827013	. Bowl . . . . .	1
826169	. Screw, throttle stop . . . . .	1	827021	. Screw, bowl, long . . . . .	1
826170	. Spring, throttle stop screw . . . .	1	827799	. Jet, slow . . . . .	1
			827812	. Nozzle, main . . . . .	1

INDENTED PART NAMES INDICATE THESE PARTS ARE INCLUDED IN PRECEDING ASSEMBLY.

† Carburetor assembly NOT available. Order carburetor and connector assembly, Part No. 884545,  
Page 9.

**CARBURETOR AND CONNECTOR ASSEMBLY  
(WITH ACCELERATOR PUMP)  
STAMPED B70E ON FLANGE**

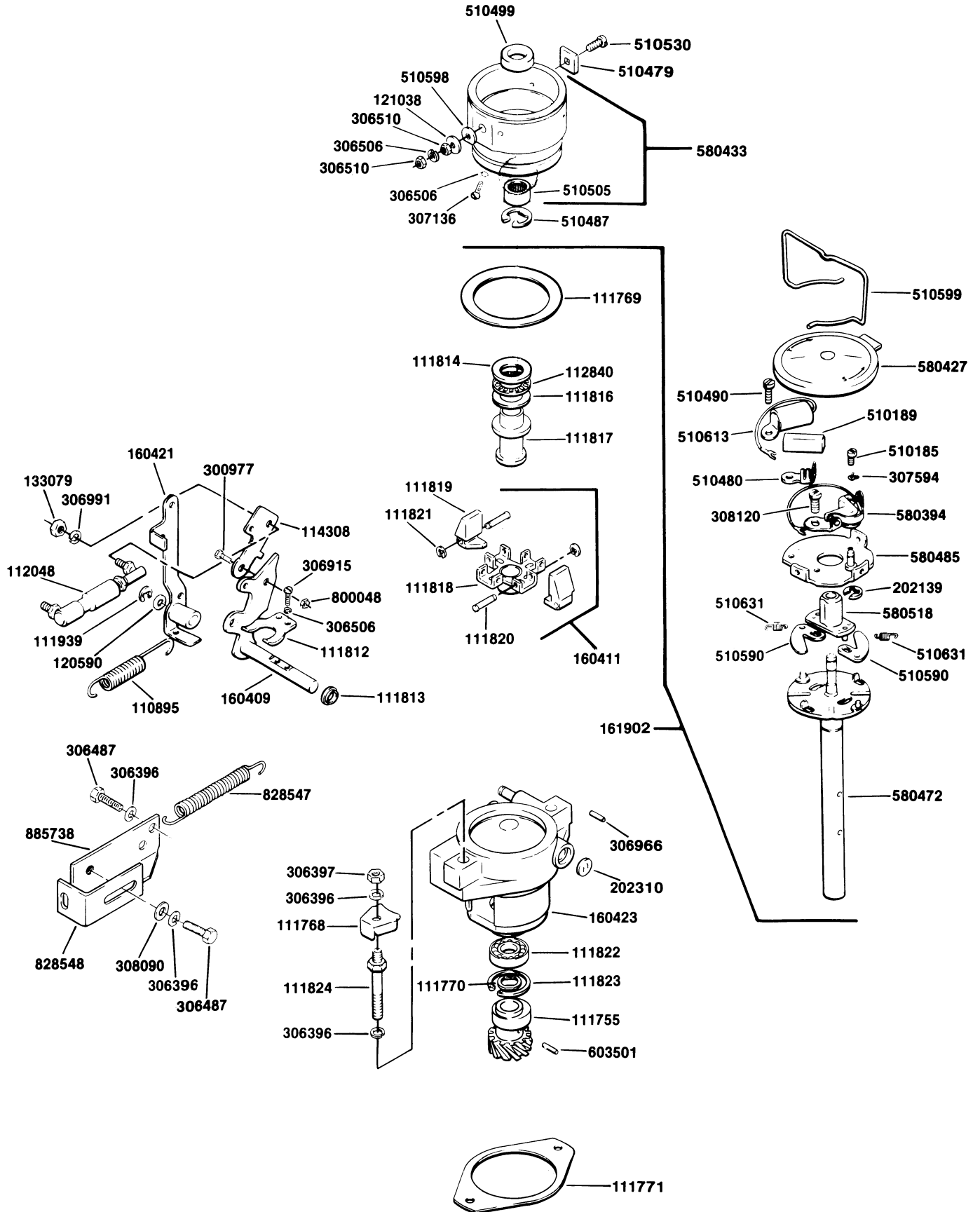


**CARBURETOR AND CONNECTOR ASSEMBLY  
(WITH ACCELERATOR PUMP)  
STAMPED B70E ON FLANGE**

Part No.	Description	No. Req'd.	Part No.	Description	No. Req'd.
111767	Gasket, carburetor mounting . . . .	1	826181	.. Cap, idle mixture screw limiter	1
162277	Bracket assembly, throttle cable (Model 898530) . . . . .	1	826184	.. Valve, fuel, w/clip . . . . .	1
302479	Screw, 5/16-18 x 1 1/8 . . . . .	1	826185	.. Pin, float . . . . .	1
306325	Lockwasher, 5/16 . . . . .	2	826610	.. Collar . . . . .	1
306390	Nut, 5/16-24 . . . . .	1	826762	.. Nut . . . . .	1
306932	Nut, 5/16-18 . . . . .	1	826763	.. Washer, spring . . . . .	1
307718	Screw, 5/16-24 x 1 1/8 . . . . .	1	826764	.. Lever, throttle . . . . .	1
884545	Carburetor and connector assembly, complete . . . . .	1	826809	.. "O" ring, idle mixture screw .	1
120052	. Lockwasher, #10 . . . . .	2	826822	.. Ring, spring . . . . .	1
161735	. Bracket assembly . . . . .	1	826823	.. Washer . . . . .	1
306527	. Screw, #10-24 x 3/4, rd. hd. . . . .	2	826934	.. Collar . . . . .	1
826444	. Gasket, carburetor to connector	1	826935	.. Rod, accelerator pump . . . . .	1
828085	. Connector . . . . .	1	826990	.. Boot . . . . .	1
Not available	. Carburetor assembly, complete	1	827002	.. Spring . . . . .	1
826089	.. Plate, stay, choke cable . . . . .	1	827009	.. "O" ring . . . . .	1
826090	.. Spring, lever return . . . . .	1	827011	.. Screw, bowl, long . . . . .	1
826165	.. Screw, stay plate . . . . .	1	827012	.. Screw, bowl, short . . . . .	3
826166	.. Bracket, choke cable set . . . . .	1	829074	.. Lever, accelerator pump link . .	1
826167	.. Screw, bracket and housing . . . .	1	829075	.. Float . . . . .	1
826169	.. Screw, throttle stop . . . . .	1	829076	.. Bowl . . . . .	1
826170	.. Spring, throttle stop screw . . . .	1	829077	.. Housing, pump . . . . .	1
826171	.. Gasket, bowl . . . . .	1	829080	.. Rod, accelerator pump link . . . .	1
826176	.. Plug, slow passage . . . . .	1	829081	.. Pin, rod . . . . .	1
826178	.. Washer, idle mixture screw . . . .	1	829267	.. Lever, choke cable . . . . .	1
826179	.. Spring, idle mixture screw . . . .	1	829790	.. Jet, slow . . . . .	1
826180	.. Screw, idle mixture . . . . .	1	829791	.. Nozzle, main . . . . .	1
			829792	.. Jet, main . . . . .	1
			885021	.. Diaphragm . . . . .	1

INDENTED PART NAMES INDICATE THESE PARTS ARE INCLUDED IN PRECEDING ASSEMBLY.

## 2 WEIGHT TIMER & GOVERNOR (MODEL 898531)



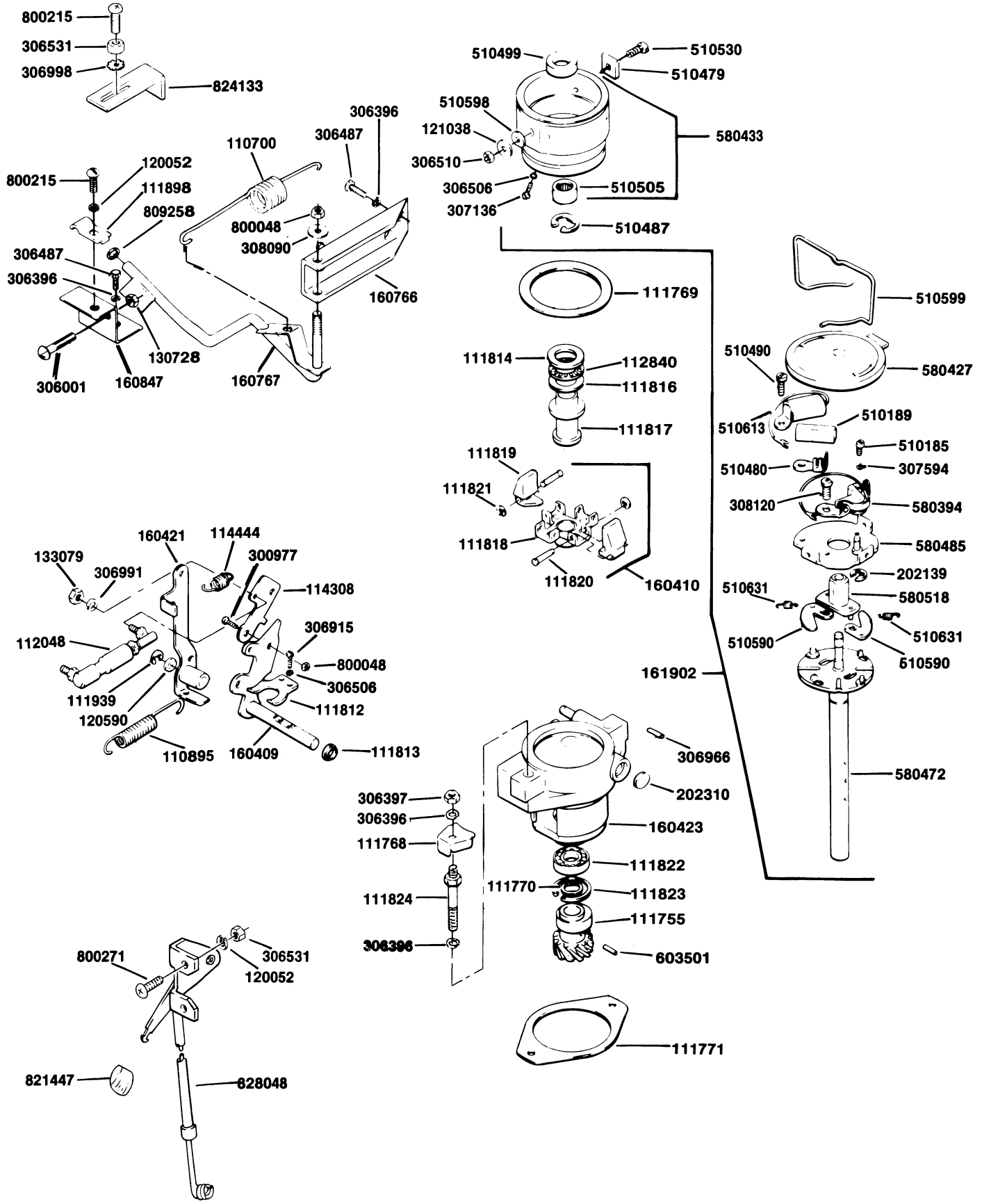
**2 WEIGHT TIMER AND GOVERNOR  
(MODEL 898531)**

Part No.	Description	No. Req'd.	Part No.	Description	No. Req'd.
111768	Clamp, timer .....	2	306510	.. Nut, #6-32, brass.....	1
111771	Gasket, timer .....	1	307136	.. Screw, #6-32 x 5/16 .....	3
111824	Stud, timer .....	2	307594	.. Clip, spring .....	1
112048	Connector, ball link.....	1	308120	.. Screw, #10-32 x 1/4 .....	1
133079	Nut, #8-32 .....	2	510185	.. Screw, eccentric .....	1
306396	Lockwasher, 1/4 .....	4	510189	.. Wick, oiler .....	1
306397	Nut, 1/4-28.....	2	510479	.. Block, insulating.....	1
306506	Lockwasher, #6 .....	1	510480	.. Clip, oiler .....	1
306510	Nut, #6-32, brass .....	1	510487	.. Ring, retaining .....	1
306991	Lockwasher, #8 .....	2	510490	.. Screw, #10-32 x 1/4 .....	1
885900	Timer and governor ass'y, (2 wt.)	1	510530	.. Screw, terminal.....	1
110895	.. Spring .....	1	510590	.. Weight, governor .....	2
111755	.. Gear, driven .....	1	510598	.. Bushing .....	1
111769	.. Gasket, timer .....	1	510599	.. Bail, timer .....	1
111770	.. Washer, wave .....	1	510613	.. Condensor .....	1
111812	.. Yoke .....	1	510631	.. Spring, weight.....	2
111813	.. Seal .....	1	580394	.. Point set, breaker .....	1
111814	.. Washer, thrust .....	1	580427	.. Cover assembly, dust .....	1
111816	.. Washer, thrust .....	1	580433	.. Housing, bearing and seal ass'y .....	1
111817	.. Spool, governor .....	1	510499	.. Seal .....	1
111822	.. Bearing, ball .....	1	510505	.. Bearing, needle .....	1
111823	.. Ring, retaining .....	1	580472	.. Shaft and weight base ass'y ..	1
111939	.. Ring, retaining .....	1	580485	.. Base and post assembly .....	1
112840	.. Bearing, thrust .....	1	580518	.. Cam and pin assembly .....	1
114308	.. Lever .....	1	202310	.. Plug, 1/2", expansion .....	1
120590	.. Washer, special .....	1	300977	.. Screw, 1/4-28 x 5/8.....	1
160409	.. Lever and shaft assembly .....	1	306396	.. Lockwasher, 1/4 .....	3
160411	.. Carrier and weight assembly ..	1	306487	.. Screw, 1/4-20 x 5/8.....	3
111818	.. Carrier assembly .....	1	306506	.. Lockwasher, #6 .....	2
111819	.. Weight, governor .....	2	306915	.. Screw, #6-32 x 5/16.....	2
111820	.. Pin, weight .....	2	306966	.. Pin, 1/8 x 3/4, spring .....	1
111821	.. Ring, retaining .....	2	308090	.. Washer, 1/4.....	1
160421	.. Arm assembly, throttle .....	1	603501	.. Pin, spirol, 1/8 x 3/4.....	1
160423	.. Housing and pin assembly .....	1	800048	.. Nut, 1/4-28, lock .....	1
161902	.. Timer assembly, complete .....	1	828547	.. Spring .....	1
121038	.. Washer, #6, brass .....	1	828548	.. Bracket .....	1
202139	.. Ring, retaining .....	1	885738	.. Bracket assembly .....	1
306506	.. Lockwasher, #6 .....	3			

INDENTED PART NAMES INDICATE THESE PARTS ARE INCLUDED IN PRECEDING ASSEMBLY.

# 4 WEIGHT TIMER, GOVERNOR AND CONTROL CABLE

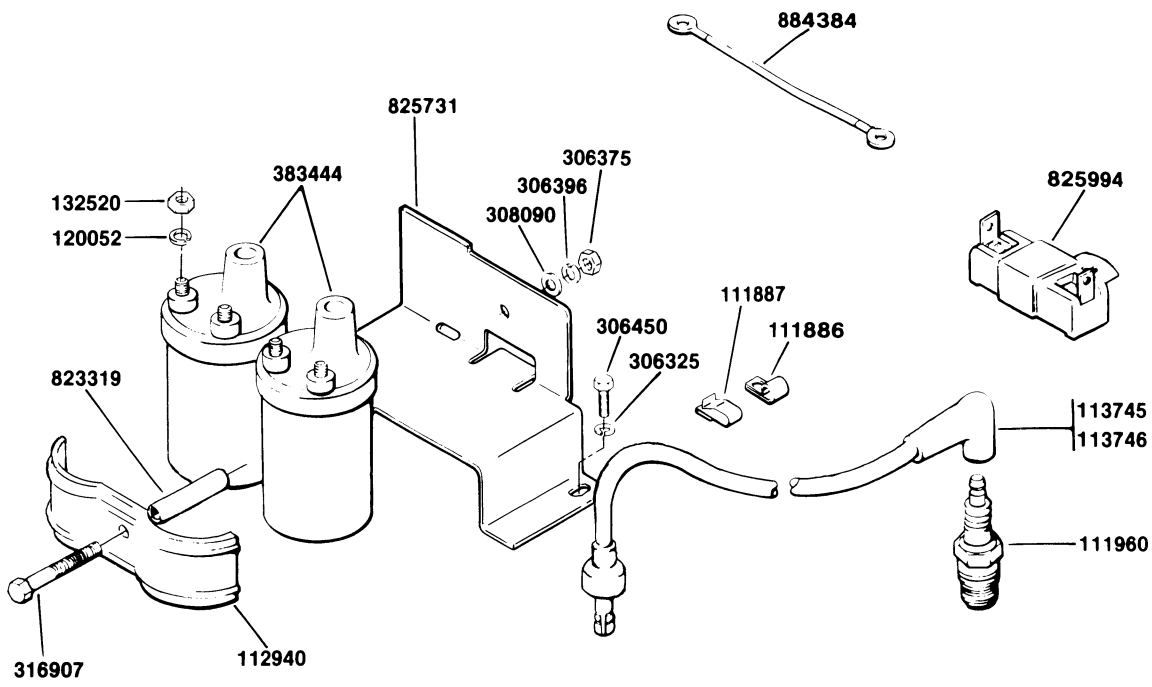
## (MODEL 898530)



**4 WEIGHT TIMER, GOVERNOR AND CONTROL CABLE**  
(MODEL 898530)

Part No.	Description	No. Req'd.	Part No.	Description	No. Req'd.
111768	Clamp, timer	2	307594	.. Clip, spring	1
111771	Gasket, timer	1	308120	.. Screw, #10-32 x 1/4", pan hd. sems	1
111824	Stud, timer	2	510185	.. Screw, eccentric	1
111898	Clamp, cable	1	510189	.. Wick, oiler	1
112048	Connector, ball link	1	510479	.. Block, insulating	1
120052	Lockwasher, #10	3	510480	.. Clip, oiler	1
130728	Nut, 1/4-20, jam	1	510487	.. Ring, retaining	1
133079	Nut, #8-32	2	510490	.. Screw, #10-32 x 1/4, pan hd. sems	1
160847	Bracket, cable	1	510530	.. Screw, terminal	1
162327	Timer & governor ass'y. (4 wt.)	1	510590	.. Weight, governor	2
110700	.. Spring	1	510598	.. Bushing	1
110895	.. Spring	1	510599	.. Bail, cover	1
111755	.. Gear	1	510613	.. Condenser	1
111769	.. Gasket, timer	1	510631	.. Spring, weight	2
111770	.. Washer, wave	1	580394	.. Point set, breaker	1
111812	.. Yoke	1	580427	.. Cover ass'y, dust	1
111813	.. Seal	1	580433	.. Housing, bearing & seal ass'y	1
111814	.. Washer, thrust	1	510499	.. Seal	1
111816	.. Washer, thrust	1	510505	.. Bearing, needle	1
111817	.. Spool, governor	1	580472	.. Shaft & weight base assembly	1
111822	.. Bearing, ball	1	580485	.. Base & post ass'y	1
111823	.. Ring, retaining	1	580518	.. Cam & pin ass'y	1
111939	.. Ring, retaining	1	202310	.. Plug, expansion, 1/2" diameter	1
112840	.. Bearing, thrust	1	300977	.. Screw, 1/4-28 x 5/8	1
114308	.. Lever	1	306506	.. Lockwasher, #6	2
114444	.. Spring	1	306915	.. Screw, #6-32 x 5/16, pan hd.	1
120590	.. Washer, 1/4	1	306966	.. Pin, roll, 1/8 x 3/4	1
160409	.. Lever & shaft ass'y	1	603501	.. Pin, spirol, 1/8 x 3/4	1
160410	.. Carrier & weight ass'y	1	800048	.. Nut, lock, 1/4-28	1
111818	.. Carrier ass'y	1	306001	.. Screw, 1/4-20 x 1-3/4, rd. hd.	1
111819	.. Weight, governor	4	306375	.. Nut, 1/4-20	3
111820	.. Pin, weight	4	306396	.. Lockwasher, 1/4	3
111821	.. Ring, retaining	4	306397	.. Nut, 1/4-28	2
160421	.. Arm ass'y, throttle	1	306487	.. Screw, 1/4-20 x 5/8	1
160423	.. Housing & pin ass'y	1	306531	.. Nut, #10-24	3
160766	.. Bracket	1	306991	.. Lockwasher, #8	2
160767	.. Lever	1	306998	.. Lockwasher, #10 shkpf.	1
306396	.. Lockwasher, 1/4	1	308090	.. Washer, 1/4	1
306487	.. Screw, 1/4-20 x 5/8	1	800215	.. Screw, #10-24 x 5/8, P.T.H.	1
308090	.. Washer, 1/4	1	800271	.. Screw, #10-24 x 1/2, P.T.H.	2
800048	.. Nut, 1/4-28, locking	1	809258	.. Ring, retaining	1
161902	.. Timer ass'y, complete	1	821447	.. Knob, governor cable	1
121038	.. Washer, brass #6	1	824133	.. Bracket, stop	1
202139	.. Ring, retaining	1	828048	.. Cable, governor control	1
306506	.. Lockwasher, #6	3			
306510	.. Nut, brass, #6-32	1			
307136	.. Screw, #6-32 x 5/16, filister hd.	3			

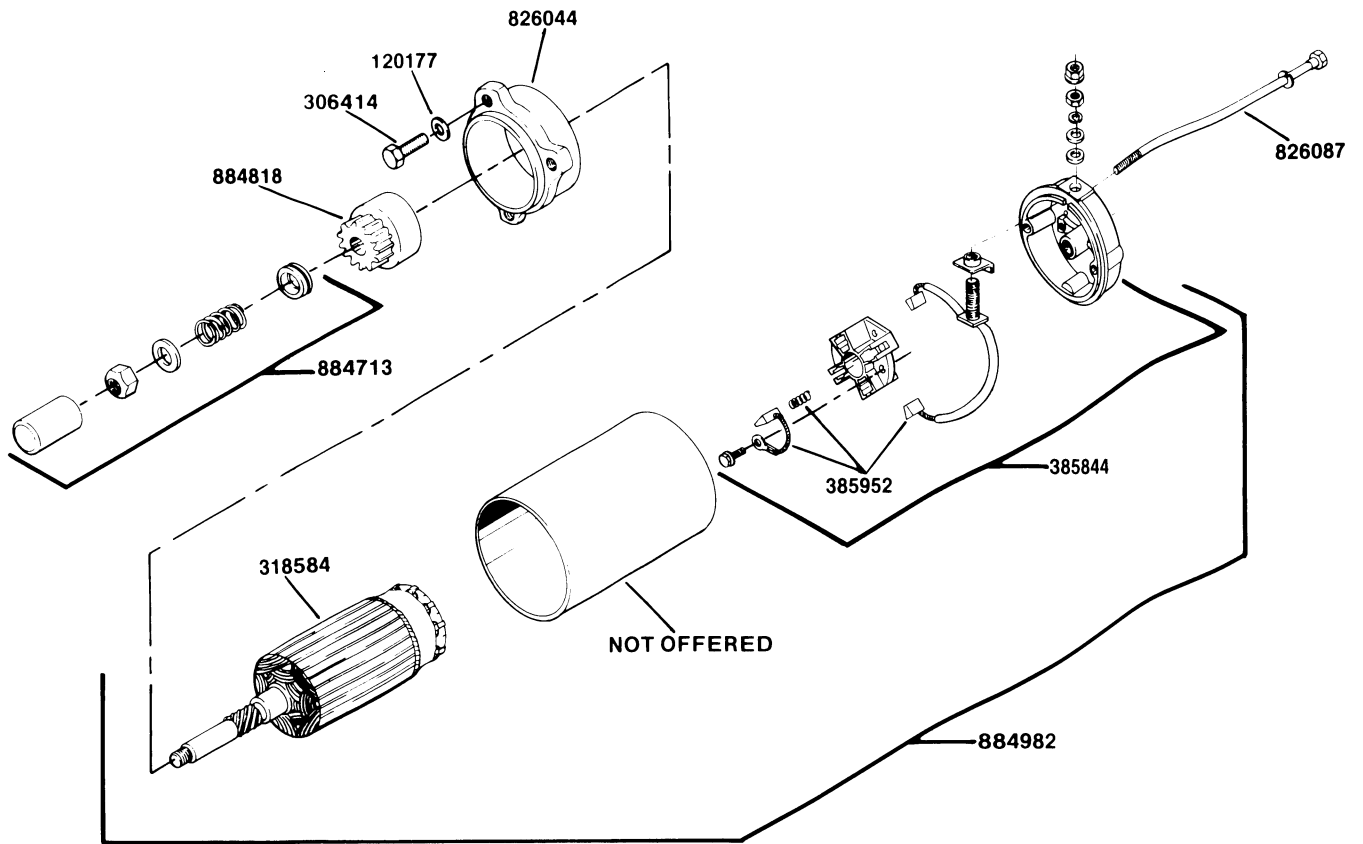
INDENTED PART NAMES INDICATE THESE PARTS ARE INCLUDED IN PRECEDING ASSEMBLY.



**IGNITION COMPONENTS**

Part No.	Description	No. Req'd.	Part No.	Description	No. Req'd.
111886	Clip, wire . . . . .	1	306396	Lockwasher, 1/4 . . . . .	1
111887	Clip, wire . . . . .	1	306450	Screw, 5/16-18 x 3/4 . . . . .	1
111960	Spark plug . . . . .	2	308090	Washer, 1/4 . . . . .	1
112940	Clamp, ignition coil . . . . .	1	316907	Screw, 1/4-20 x 2 3/4 . . . . .	1
113745	Wire, right plug . . . . .	1	383444	Coil, ignition . . . . .	2
113746	Wire, left plug . . . . .	1	823319	Spacer . . . . .	1
120052	Lockwasher, #10 . . . . .	4	825731	Bracket, coil . . . . .	1
132520	Nut, #10-32 . . . . .	4	825994	Resistor assembly, ignition . . . . .	1
306325	Lockwasher, 5/16 . . . . .	1	884384	Wire assembly, ignition coil . . . . .	1
306375	Nut, 1/4-20 . . . . .	1			



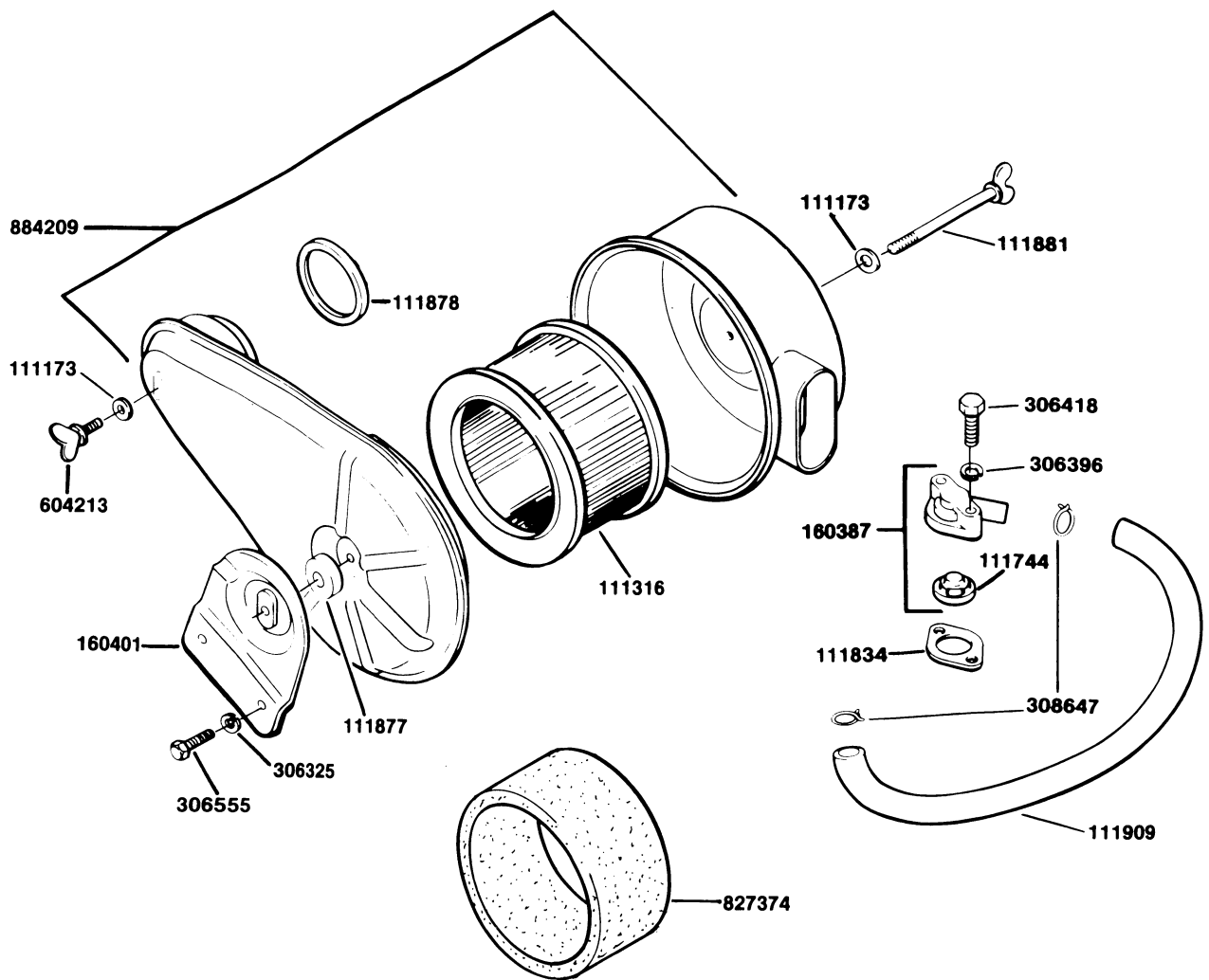


### STARTER MOTOR

Part No.	Description	No. Req'd.	Part No.	Description	No. Req'd.
120177	Lockwasher, 3/8	3	826087	. Bolts, thru, package (includes two bolts and two lockwashers)	1
306414	Screw, 3/8-16 x 1	3	884713	. Drive kit	1
884982	Starter motor, complete	1	884818	. Drive assembly	1
318584	. Armature assembly	1	*885987	SPECIAL grease	As Req'd.
385844	. Cap, w/brushes and springs	1			
385952	. . Brush and spring kit	1			
826044	. Cap, drive end	1			

\* Not illustrated.

INDENTED PART NAMES INDICATE THESE PARTS ARE INCLUDED IN PRECEDING ASSEMBLY.

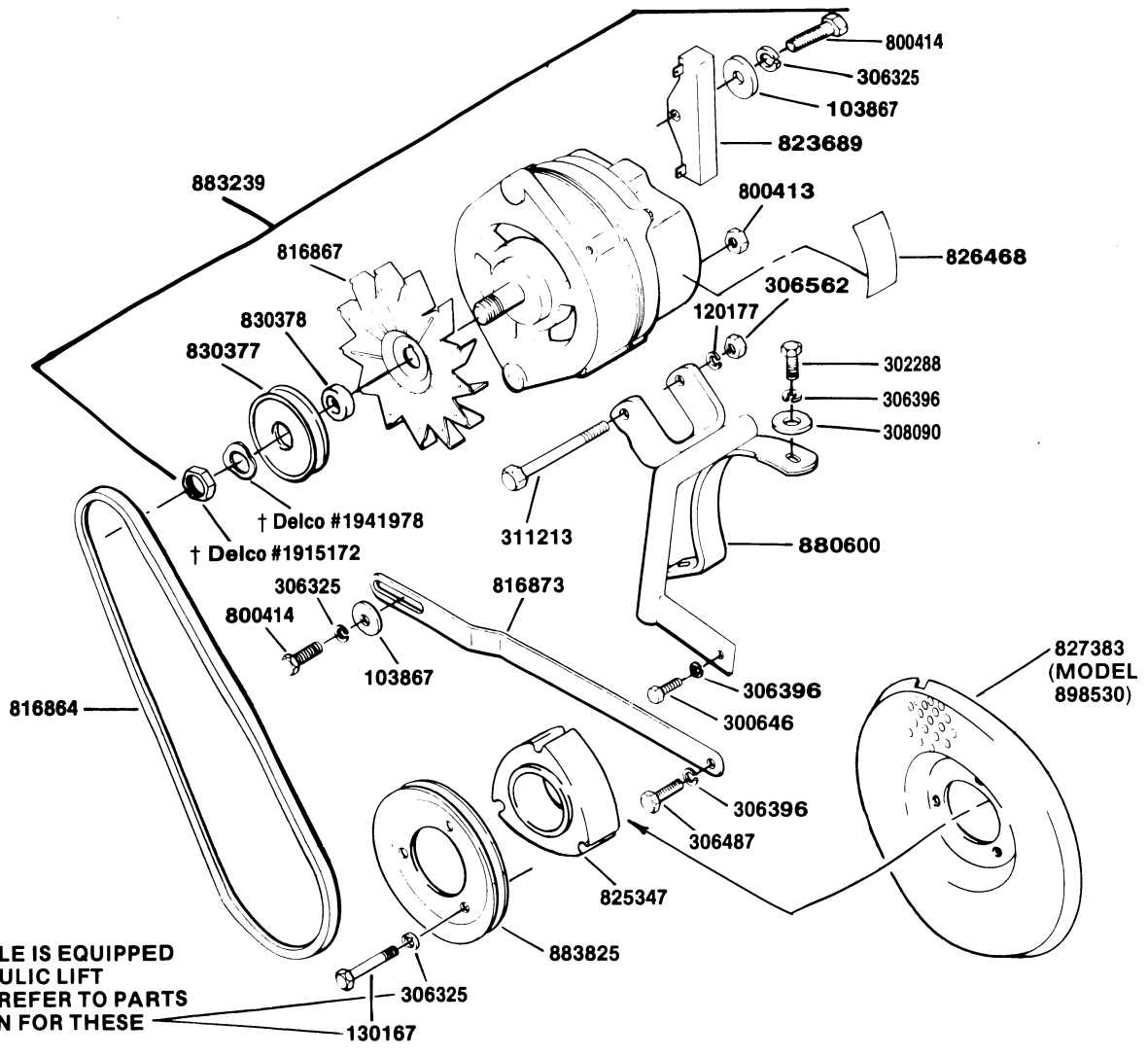


### AIR CLEANER & CRANKCASE BREATHER

Part No.	Description	No. Req'd.	Part No.	Description	No. Req'd.
111173	Washer, rubber seal . . . . .	2	306418	Screw, 1/4-20 x 1-1/8" . . . . .	2
111834	Gasket, breather housing . . . . .	1	306555	Screw, 5/16-18 x 5/8" . . . . .	2
111877	Gasket . . . . .	1	308647	Clamp, breather hose . . . . .	2
111881	Screw, wing . . . . .	1	604213	Screw, wing . . . . .	1
111909	Hose, breather . . . . .	1	827374	Pre-cleaner . . . . .	1
160387	Cover & valve assy. . . . .	1	884209	Air cleaner assy. . . . .	1
111744	Valve, breather . . . . .	1	111316	Element, air cleaner . . . . .	1
160401	Bracket . . . . .	1	*111332	Decal, air cleaner . . . . .	1
306325	Lockwasher, 5/16 . . . . .	2	111878	Gasket, adapter . . . . .	1
306396	Lockwasher, 1/4 . . . . .	2			

\* Not illustrated.

INDENTED PART NAMES INDICATE THESE PARTS ARE INCLUDED IN PRECEDING ASSEMBLY.



WHEN VEHICLE IS EQUIPPED WITH HYDRAULIC LIFT ACCESSORY, REFER TO PARTS ILLUSTRATION FOR THESE NUMBERS.

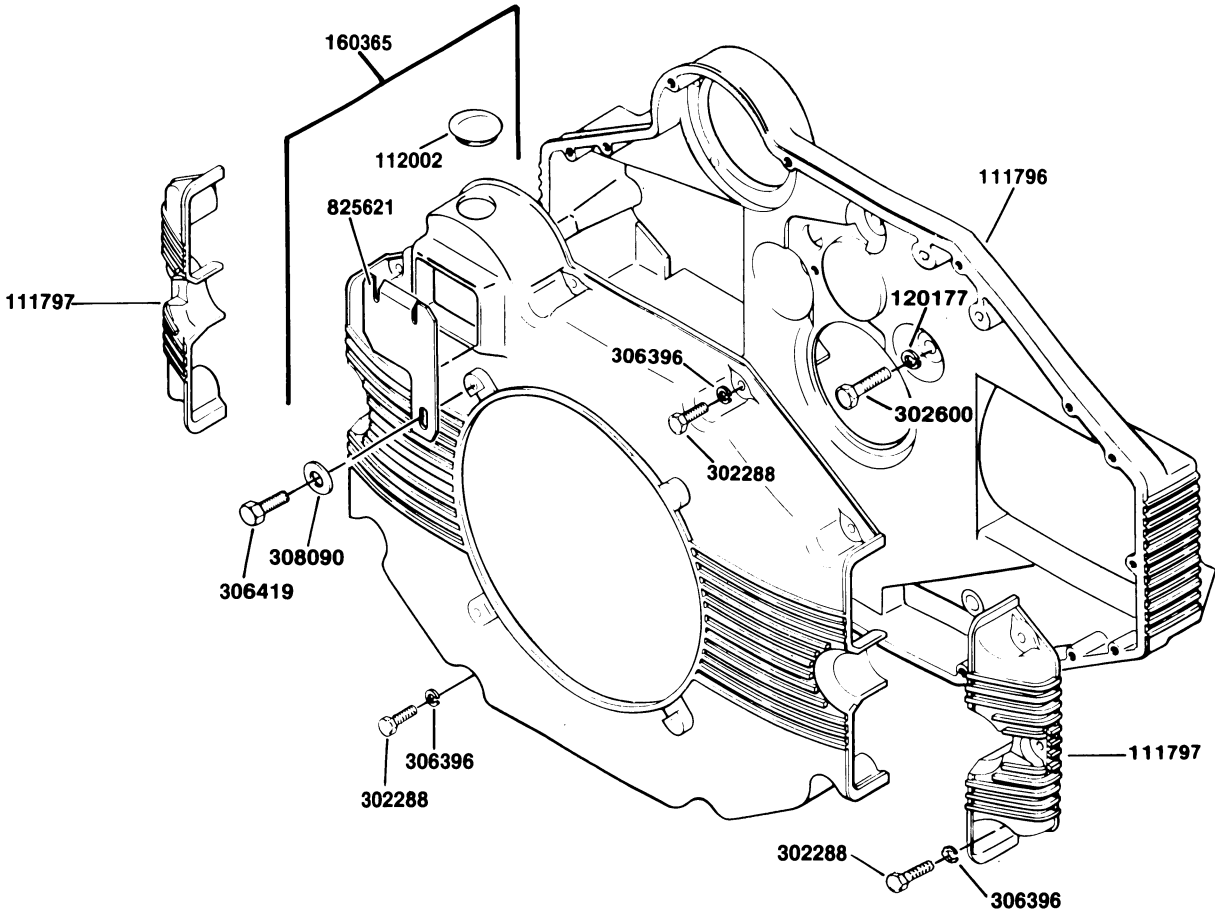
### ALTERNATOR

Part No.	Description	No. Req'd.	Part No.	Description	No. Req'd.
103867	Washer, 5/16.....	1	883239	Alternator set (with fan and pulley).....	1
120177	Lockwasher, 3/8.....	1	103867	Washer, 5/16.....	1
130167	Screw, 5/16-18 x 2 1/4.....	3	306325	Lockwasher, 5/16.....	1
300646	Screw, 1/4-20 x 3/4".....	1	800413	Nut, M6 x 1.....	1
302288	Screw, 1/4-20 x 1".....	2	800414	Screw, M8 x 1.25 x 30MM.....	2
306325	Lockwasher, 5/16.....	5	816867	Fan.....	1
306396	Lockwasher, 1/4.....	4	*823683	Harness, alternator wire.....	1
306487	Screw, 1/4-20 x 5/8".....	1	823689	Resistor, alternator.....	1
306562	Nut, 3/8-16.....	1	826468	Decal.....	1
308090	Washer, 1/4.....	2	830377	Pulley, alternator.....	1
311213	Screw, 3/8-16 x 3".....	1	830378	Spacer, pulley.....	1
816864	Belt, V.....	1	†	Nut, order Delco #1915172.....	1
816873	Bracket, alt. adjustment.....	1	†	Washer, wave, order Delco #1941978.....	1
825347	Adapter.....	1	883825	Pulley.....	1
827383	Screen, flywheel (Model 898530)	1			
880600	Bracket, alternator.....	1			

† May be obtained from Delco Service Center.

\* Not illustrated.

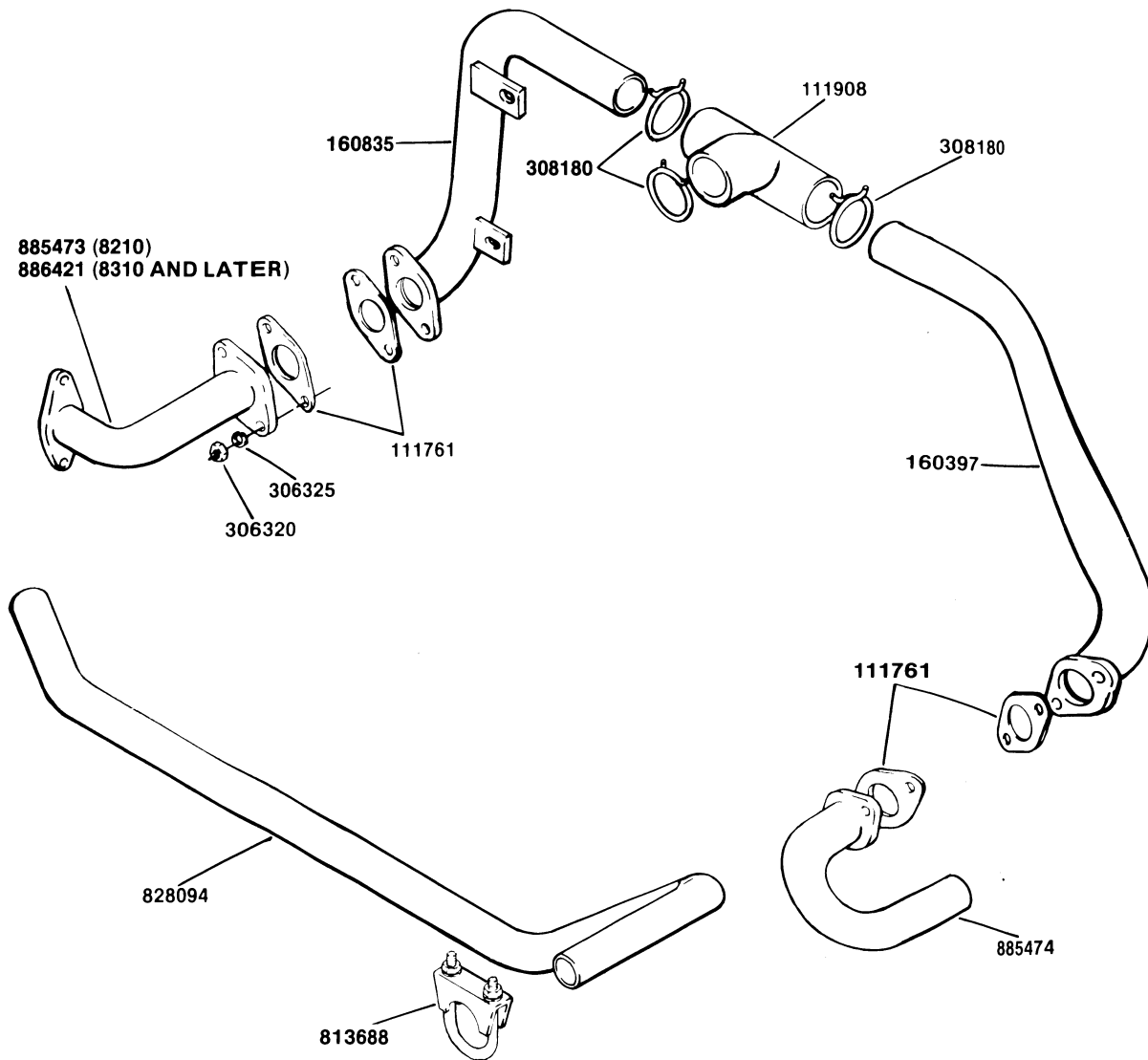
INDENTED PART NAMES INDICATE THESE PARTS ARE INCLUDED IN PRECEDING ASSEMBLY.



**FAN HOUSING**

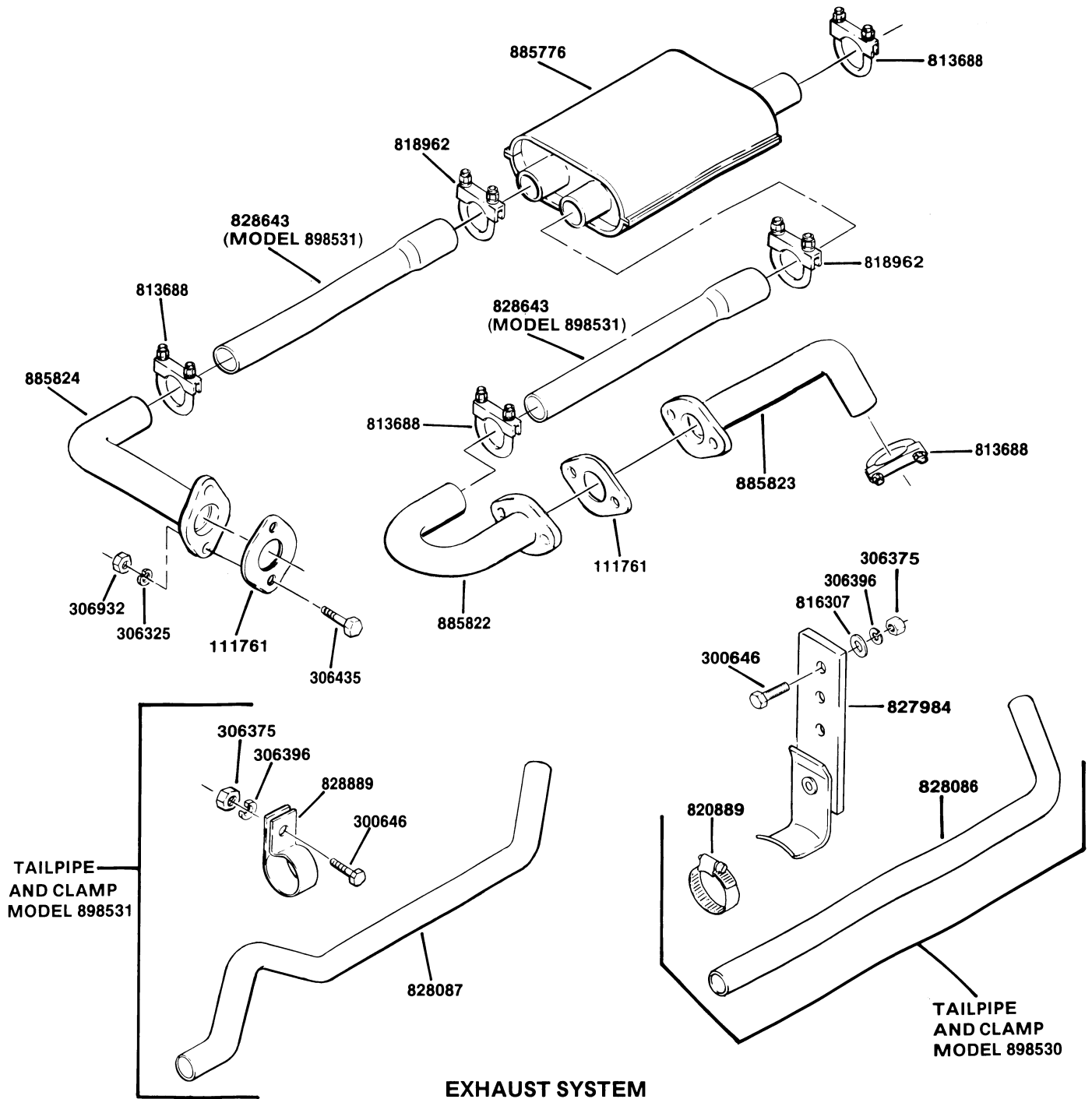
Part No.	Description	No. Req'd.	Part No.	Description	No. Req'd.
111796	Housing, rear fan .....	1	308090	. Washer, 1/4" .....	1
111797	Cap, fan housing .....	2	825621	. Cover, access hole .....	1
120177	Lockwasher, 3/8 .....	5	302288	Screw, 1/4-20 x 1" .....	15
160365	Housing assy., front fan .....	1	302600	Screw, 3/8-16 x 1-1/2" .....	5
112002	. Plug, rubber .....	1	306396	Lockwasher, 1/4" .....	15
306419	. Screw, 1/4-20 x 1/2" .....	1			

INDENTED PART NAMES INDICATE THESE PARTS ARE INCLUDED IN PRECEDING ASSEMBLY.



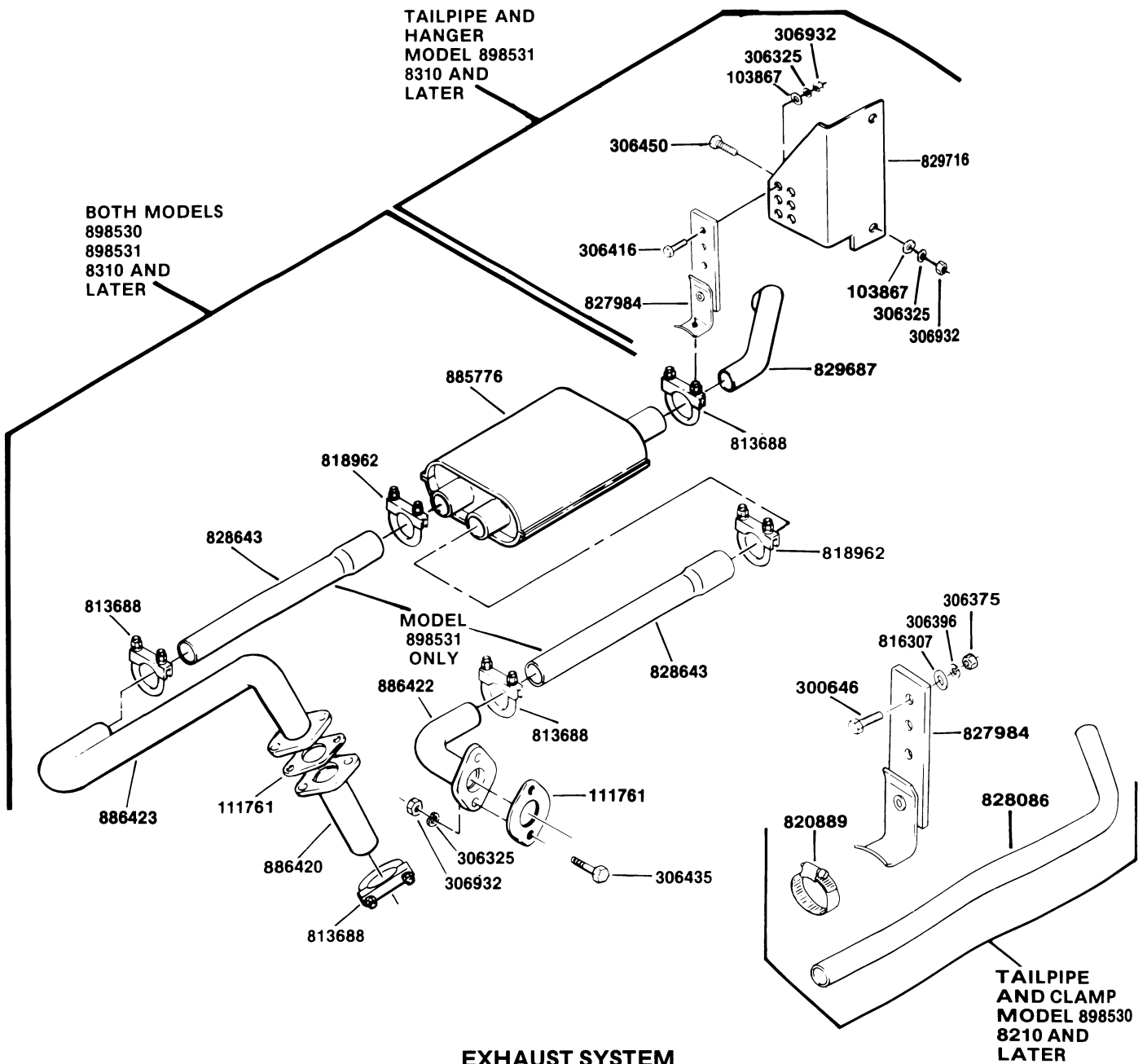
### MANIFOLDS

Part No.	Description	No. Req'd.	Part No.	Description	No. Req'd.
111761	Gasket, manifold . . . . .	4	308180	Clamp . . . . .	3
111908	Connector, carb. intake manifold . . . . .	1	813688	Clamp (includes attach. hdw.) . . .	1
160397	Manifold & flange ass'y, intake (LEFT) . . . . .	1	828094	Tube, crossover . . . . .	1
160835	Manifold & flange ass'y, intake (RIGHT) . . . . .	1	885473	Manifold & flange ass'y, exhaust (RIGHT) 8210 MODEL . . . . .	1
306320	Nut, 5/16-24. . . . .	8	885474	Manifold & flange ass'y, exhaust (LEFT) . . . . .	1
306325	Lockwasher, 5/16 . . . . .	8	886421	Manifold ass'y, exhaust (RIGHT) 8310 and later . . . . .	1



**EXHAUST SYSTEM  
(8210 MODELS)**

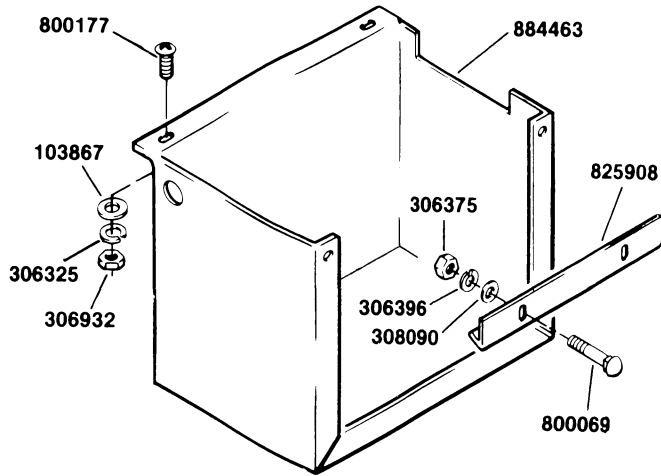
Part No.	Description	No. Req'd.	Part No.	Description	No. Req'd.
111761	Gasket, manifold .....	2	827984	Hanger, tailpipe .....	1
300646	Screw, 1/4-20 x 3/4 .....	2	828086	Tailpipe (Model 898530) .....	1
306325	Lockwasher, 5/16 .....	4	828087	Tailpipe (Model 898531) .....	1
306375	Nut, 1/4-20 .....	2	828643	Pipe, exhaust adapter (Model 898531) .....	2
306396	Lockwasher, 1/4 .....	2	828889	Clamp, tailpipe .....	1
306435	Screw, 5/16-18 x 1 3/4 .....	4	885822	Tube ass'y, manifold exhaust .....	1
306932	Nut, 5/16-18 .....	4	885823	Tube ass'y, manifold exhaust .....	1
813688	Clamp, w/hardware .....	4	885824	Tube ass'y, exhaust .....	1
816307	Washer, special .....	1	885776	Muffler assembly .....	1
818962	Clamp, w/hardware .....	4			
820889	Clamp .....	1			



**EXHAUST SYSTEM  
(8310 AND LATER)**

Part No.	Description	No. Req'd.	Part No.	Description	No. Req'd.
103867	Washer, 5/16	3	827984	Hanger, tailpipe	1
111761	Gasket, manifold	2	828086	Tailpipe (Model 898530)	1
300646	Screw, 1/4-20 x 3/4	2	828643	Pipe, exhaust adapter (Model 898531)	2
306325	Lockwasher, 5/16	7	829687	Pipe, tail (Model 898531, 8310 and later)	1
306375	Nut, 1/4-20	2	829716	Bracket, muffler hanger (Model 898531, 8310 and later)	1
306396	Lockwasher, 1/4	2	885776	Muffler assembly	1
306416	Screw, 5/16-18 x 1	1	886420	Tube assembly, exhaust	1
306435	Screw, 5/16-18 x 1 3/4	4	886422	Tube assembly, exhaust, short	1
306450	Screw, 5/16-18 x 3/4	2	886423	Tube assembly, exhaust, long	1
306932	Nut, 5/16-18	7			
813688	Clamp, w/hardware	4			
818962	Clamp, w/hardware	2			

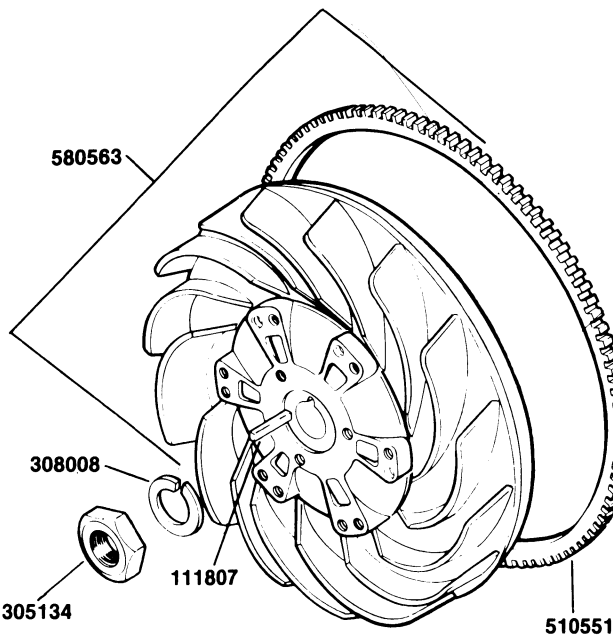
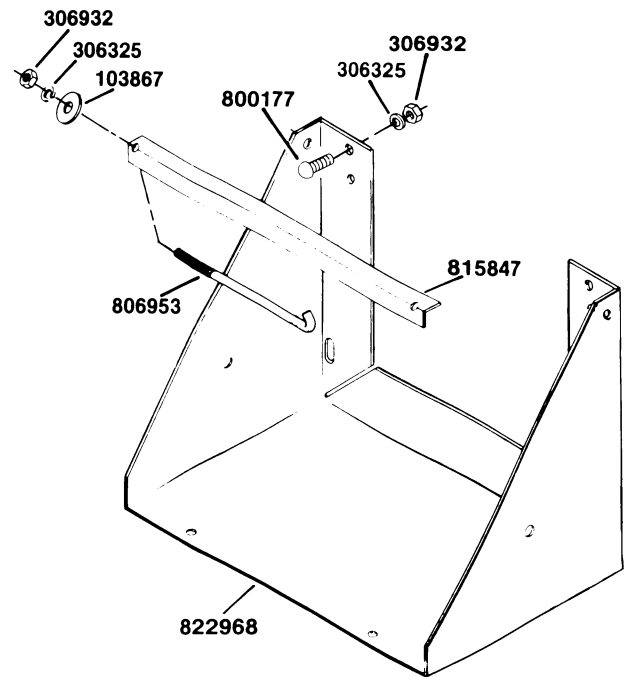
**BATTERY CARRIER AND HOLDDOWN  
(MODEL 898531)**



Part No.	Description	No. Req'd.
103867	Washer, 5/16.....	3
306325	Lockwasher, 5/16 .....	3
306375	Nut, 1/4-20.....	2
306396	Lockwasher, 1/4 .....	2
306932	Nut, 5/16-18.....	3
308090	Washer, 1/4.....	2
800069	Bolt, 1/4-20 x 1" carriage .....	2
800177	Screw, 5/16-18 x 3/4" P.T.H. ....	4
825908	Angle, battery hold down .....	1
884463	Box assy., battery .....	1

**BATTERY CARRIER  
(MODEL 898530)**

Part No.	Description	No. Req'd.
103867	Washer, 5/16.....	2
306325	Lockwasher, 5/16 .....	6
306932	Nut, 5/16-18.....	6
800177	Screw, 5/16-18 x 3/4, P.T.H.....	4
806953	Bolt, battery hook .....	2
815847	Holddown, battery .....	1
822968	Carrier, battery .....	1

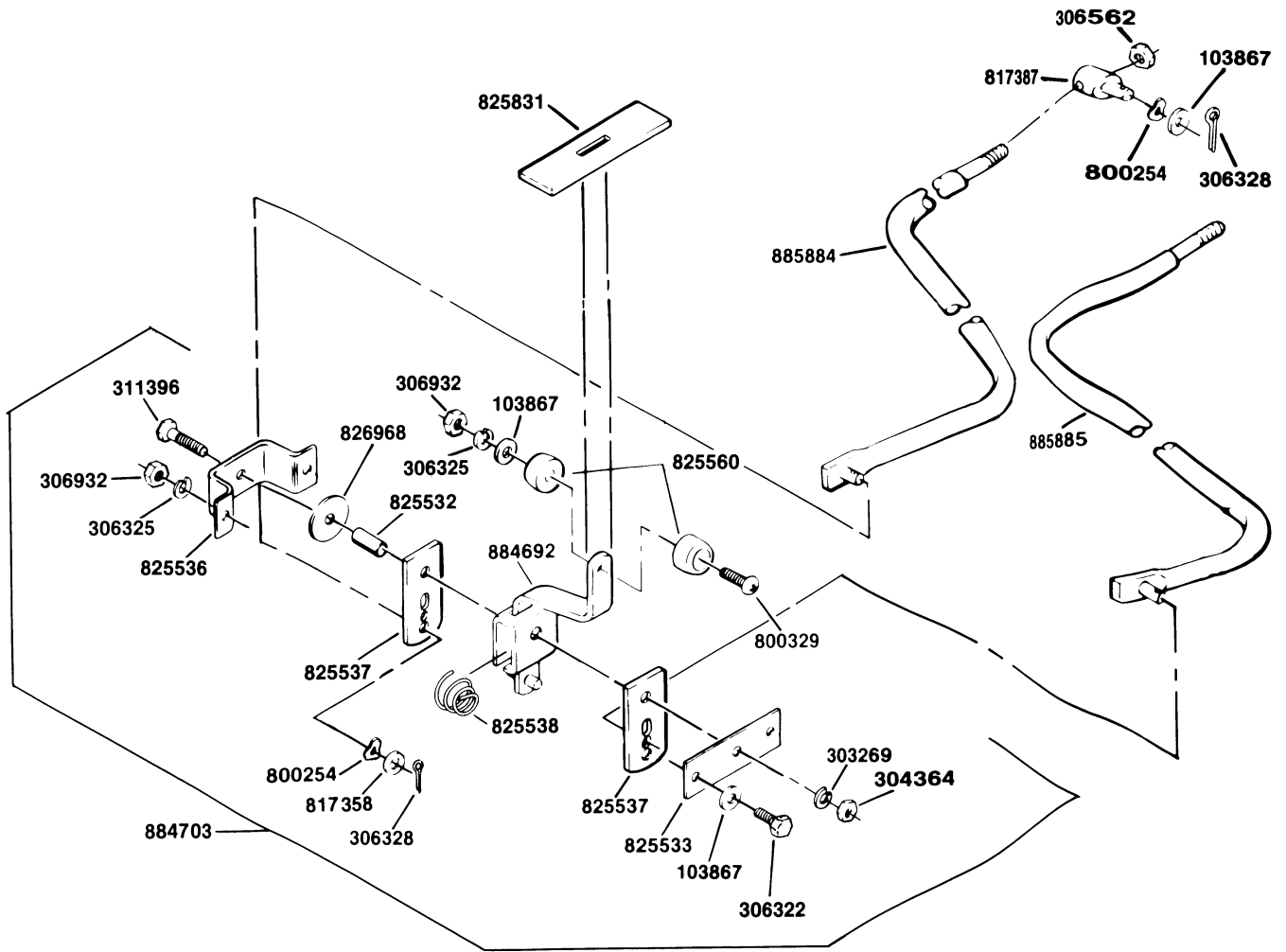


**FLYWHEEL**

Part No.	Description	No. Req'd.
111807	Key .....	1
305134	Nut, jam 7/8-14 .....	1
308008	Lockwasher, 7/8 .....	1
580563	Flywheel & gear assy. ....	1
510551	. Gear, ring.....	1

INDENTED PART NAMES INDICATE THESE PARTS ARE INCLUDED IN PRECEDING ASSEMBLY.

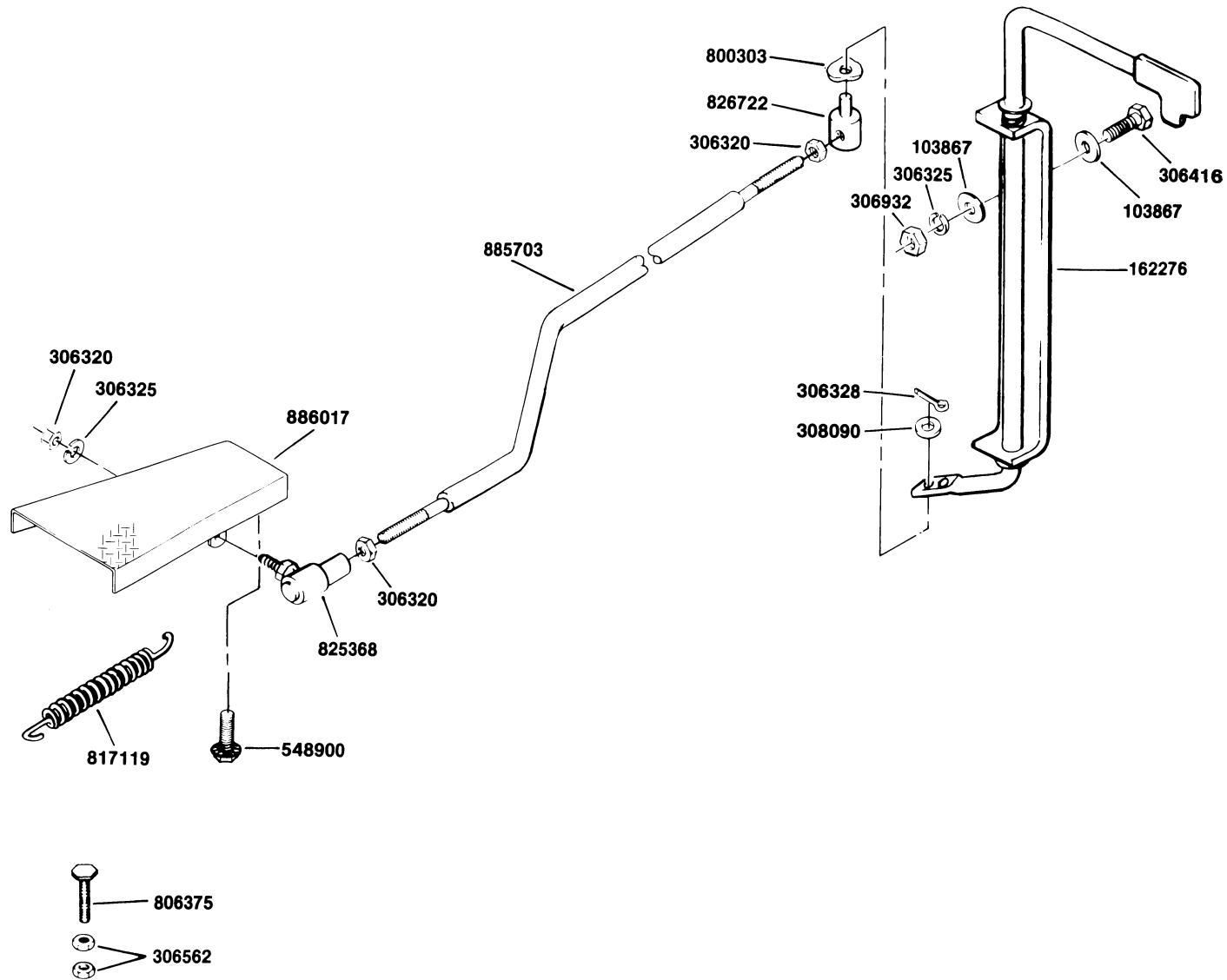




### SHIFTER LINKAGE

Part No.	Description	No. Req'd.	Part No.	Description	No. Req'd.
103867	Washer, 5/16.....	8	303269	. Lockwasher, 7/16.....	1
306322	Screw, 5/16-18 x 7/8.....	2	304364	. Nut, 7/16-14.....	1
306325	Lockwasher, 5/16.....	3	311396	. Screw, 7/16-14 x 2-1/4.....	1
306328	Pin, cotter, 3/32 x 3/4.....	4	825532	. Bushing.....	1
306562	Nut, 3/8-16.....	2	825533	. Plate.....	1
306932	Nut, 5/16-18.....	3	825536	. Channel.....	1
800254	Washer, wave, 3/8.....	4	825537	. Arm.....	2
800329	Screw, 5/16-18 x 1-1/2, P.T.H. ....	1	825538	. Spring.....	1
817358	Washer, special.....	2	826968	. Shim washer.....	As
817387	Connector.....	2			Req'd.
825560	Knob.....	2	884692	. Lever assembly.....	1
825831	Slide, shift lever.....	1	885884	Rod ass'y, <b>low and reverse</b> .....	1
884703	Shifter lever, complete.....	1	885885	Rod ass'y, <b>second and high</b> .....	1

INDENTED PART NAMES INDICATE THESE PARTS ARE INCLUDED IN PRECEDING ASSEMBLY.

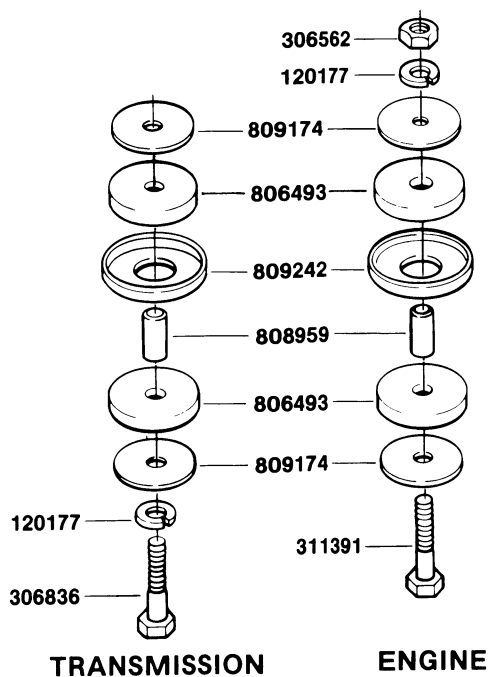
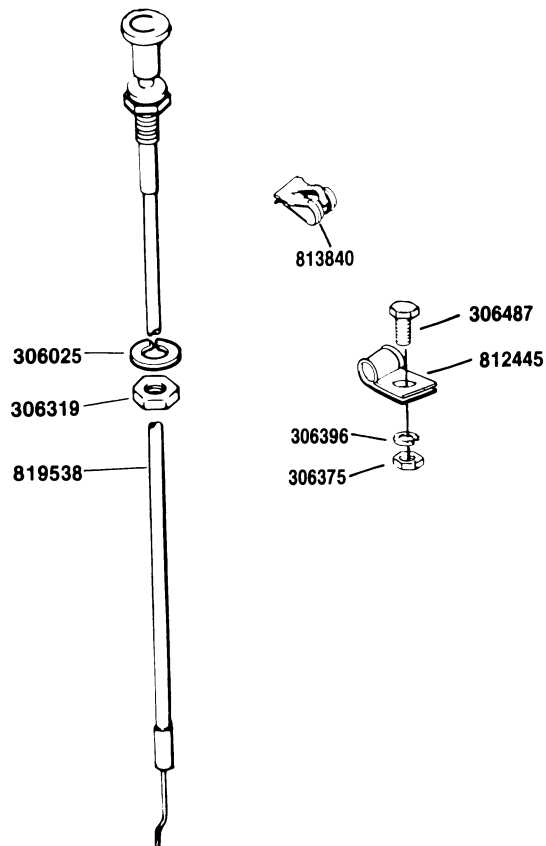


### FOOT THROTTLE

Part No.	Description	No. Req'd.	Part No.	Description	No. Req'd.
103867	Washer, 5/16	5	548900	Screw, #10-24 x 1/2, lock	2
162276	Control ass'y, throttle	1	800303	Washer, spring, 1/4	2
306320	Nut, 5/16-24	3	806375	Stop, throttle	1
306325	Lockwasher, 5/16	2	817119	Spring, return	1
306328	Pin, cotter, 3/32 x 3/4	1	825368	End, rod	1
306416	Screw, 5/16-18 x 1	2	826722	Connector, throttle rod	1
306562	Nut, 3/8-16	2	885703	Rod, throttle	1
306932	Nut, 5/16-18	2	886017	Pedal, throttle	1
308090	Washer, 1/4	1			

### CHOKE CONTROLS

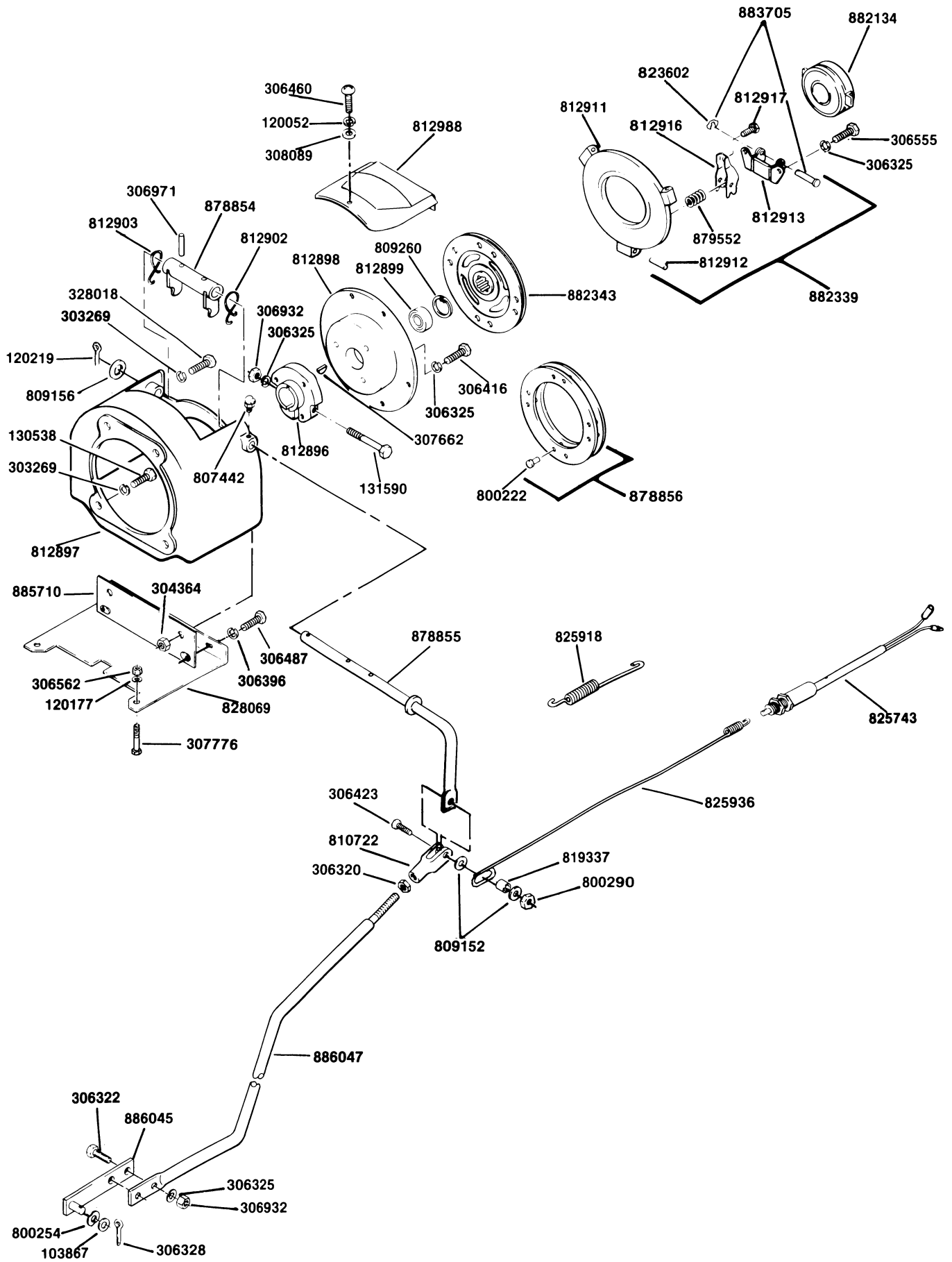
Part No.	Description	No. Req'd.
306025	Lockwasher, 3/8	1
306319	Nut, 3/8-24	1
306375	Nut, 1/4-20	1
306396	Lockwasher, 1/4	1
306487	Screw, 1/4-20 x 5/8"	1
812445	Clip	1
813840	Clip	1
819538	Cable, choke	1



### TRANSMISSION & ENGINE MOUNTS

Part No.	Description	No. Req'd.
120177	Lockwasher, 3/8	4
306562	Nut, 3/8-16	2
306836	Screw, 3/8-16 x 2-1/4"	2
311391	Screw, 3/8-16 x 4"	2
806493	Mount, rubber	8
808959	Bushing	4
809174	Washer, special	8
809242	Retainer	4

**CLUTCH & STARTING SAFETY SWITCH  
(MODEL 898530)**

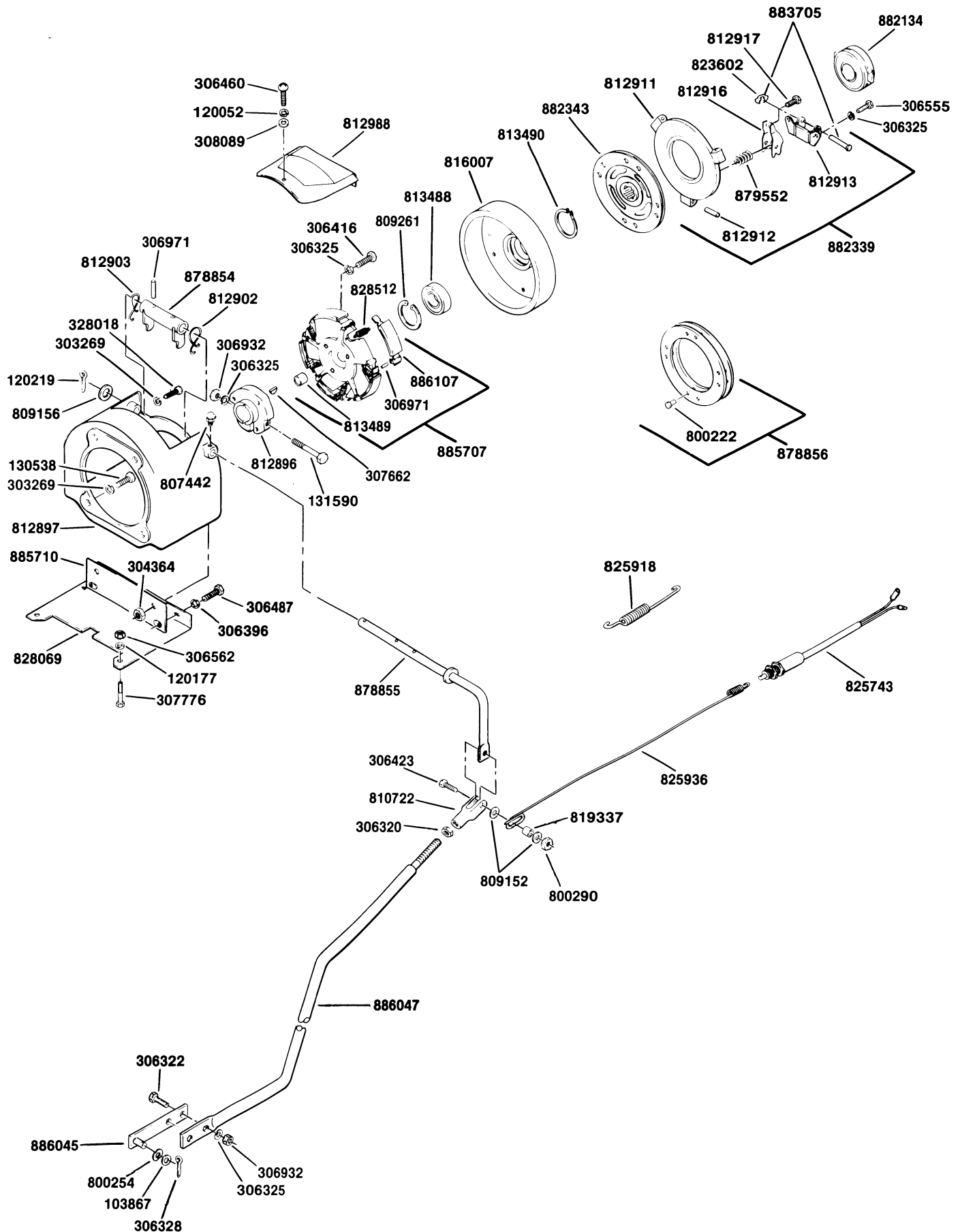


**CLUTCH AND STARTING SAFETY SWITCH  
(MODEL 898530)**

Part No.	Description	No. Req'd.	Part No.	Description	No. Req'd.
103867	Washer, 5/16.....	1	810722	Yoke, adjusting .....	1
120052	Lockwasher, #10 .....	1	812896	Adapter .....	1
120177	Lockwasher, 3/8 .....	2	812897	Housing, clutch .....	1
120219	Pin, cotter, 3/32 x 1.....	1	812898	Plate, clutch mounting .....	1
130538	Screw, 7/16-14 x 1 1/4 .....	2	812899	Bearing pilot .....	1
131590	Screw, 5/16-18 x 3.....	1	812902	Spring.....	1
303269	Lockwasher, 7/16 .....	4	812903	Spring.....	1
304364	Nut, 7/16-14.....	2	812988	Cover ass'y, clutch .....	1
306320	Nut, 5/16-24.....	1	819337	Bushing .....	1
306322	Screw, 5/16-18 x 7/8.....	2	825743	Switch, starting safety .....	1
306325	Lockwasher, 5/16 .....	12	825918	Spring.....	1
306328	Pin, cotter, 3/32 x 3/4.....	1	825936	Spring.....	1
306396	Lockwasher, 1/4 .....	2	828069	Shield, clutch splash.....	1
306416	Screw, 5/16-18 x 1.....	3	878854	Yoke ass'y, clutch release .....	1
306423	Screw, 5/16-18 x 1 3/4 .....	1	878855	Lever ass'y, clutch throwout .....	1
306460	Screw, #10-24 x 3/8.....	1	878856	Lining set .....	1
306487	Screw, 1/4-20 x 5/8.....	2	800222	. Rivet .....	8
306555	Screw, 5/16-18 x 5/8.....	6	882134	Bearing, throwout.....	1
306562	Nut, 3/8-16.....	2	882339	Plate ass'y, pressure.....	1
306932	Nut, 5/16-18.....	3	812911	. Plate, pressure .....	1
306971	Pin, roll, 3/16 x 1 1/8 .....	2	812912	. Pin.....	3
307662	Key, #15, woodruff .....	1	812913	. Bracket .....	3
307776	Screw, 3/8-16 x 2 3/4 .....	2	812916	. Lever.....	3
308089	Washer, #10.....	1	812917	. Screw .....	3
328018	Screw, 7/16-14 x 1 1/8 .....	2	879552	. Spring set (contains 3) .....	1
800254	Washer, 3/8, wave .....	1	883705	. Pin set.....	1
800290	Nut, 5/16-18, lock .....	1	823602	. . Ring, retaining .....	3
807442	Fitting, lubrication, 1/4-28, 90 degree.....	2	882343	Disc ass'y, driven .....	1
809152	Washer, 5/16.....	2	885710	Bracket ass'y .....	1
809156	Washer, thrust .....	1	886045	Bracket ass'y .....	1
809260	Ring, snap .....	1	886047	Rod assembly, clutch .....	1

INDENTED PART NAMES INDICATE THESE PARTS ARE INCLUDED IN PRECEDING ASSEMBLY.

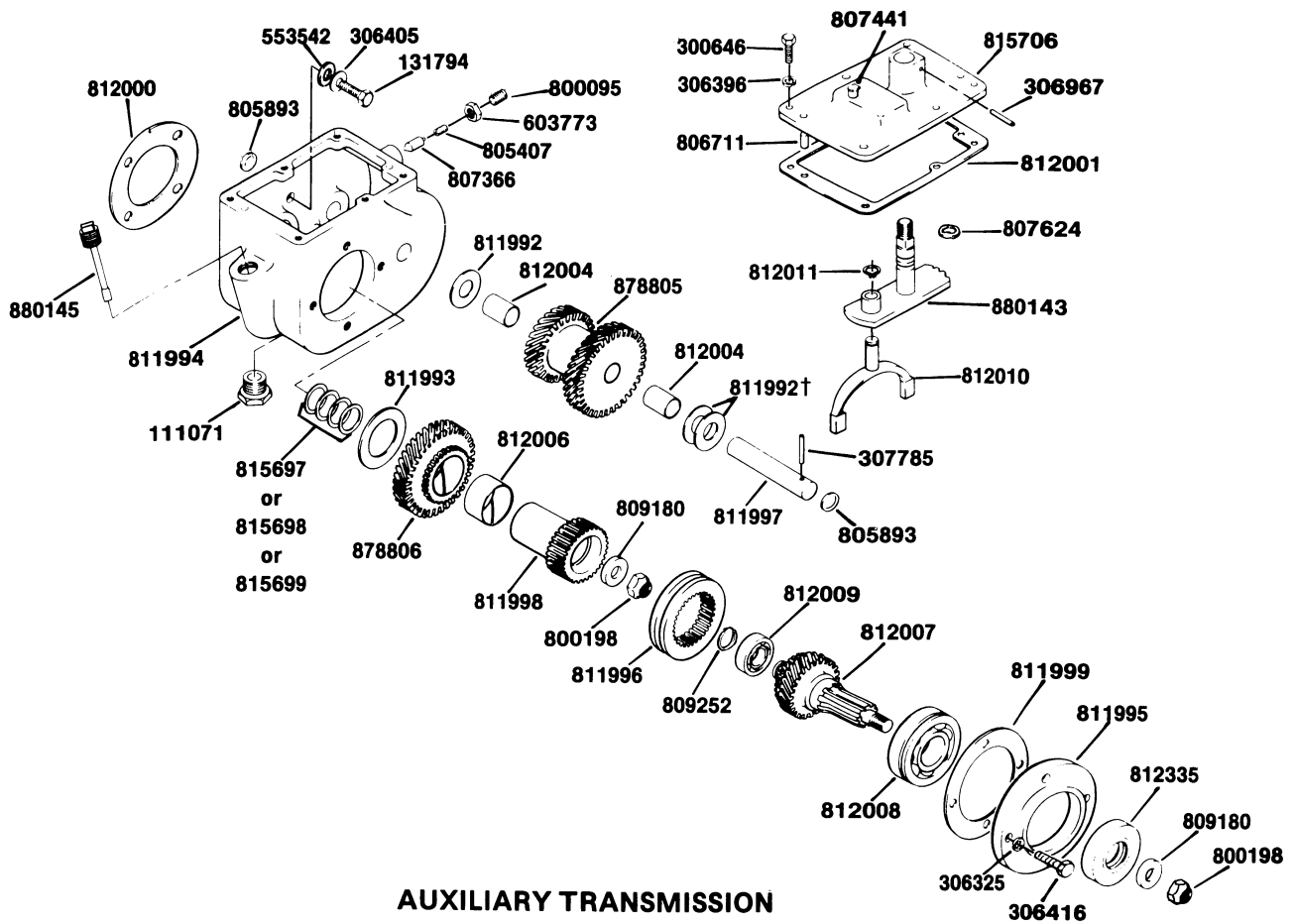
**CLUTCH, CENTRIFUGAL CLUTCH AND STARTING SAFETY SWITCH  
(MODEL 898531)**



**CLUTCH, CENTRIFUGAL CLUTCH AND STARTING SAFETY SWITCH  
(MODEL 898531)**

Part No.	Description	No. Req'd.	Part No.	Description	No. Req'd.
103867	Washer, 5/16	1	812902	Spring	1
120052	Lockwasher, #10	1	812903	Spring	1
120177	Lockwasher, 3/8	2	812988	Cover ass'y, clutch	1
120219	Pin, cotter, 3/32 x 1	1	813488	Bearing	1
130538	Screw, 7/16-14 x 1 1/4	2	813490	Ring, retaining	1
131590	Screw, 5/16-18 x 3	1	816007	Plate, clutch mounting	1
303269	Lockwasher, 7/16	4	819337	Bushing	1
304364	Nut, 7/16-14	2	825743	Switch, starting safety	1
306320	Nut, 5/16-24	1	825918	Spring	1
306322	Screw, 5/16-18 x 7/8	2	825936	Spring	1
306325	Lockwasher, 5/16	12	828069	Shield, clutch splash	1
306328	Pin, cotter, 3/32 x 3/4	1	878854	Yoke ass'y, clutch release	1
306396	Lockwasher, 1/4	2	878855	Lever ass'y, clutch throwout	1
306416	Screw, 5/16-18 x 1	3	878856	Lining set	1
306423	Screw, 5/16-18 x 1 3/4	1	800222	. Rivet	8
306460	Screw, #10-24 x 3/8	1	882134	Bearing, throwout	1
306487	Screw, 1/4-20 x 5/8	2	882339	Plate ass'y, pressure	1
306555	Screw, 5/16-18 x 5/8	6	812911	. Plate, pressure	1
306562	Nut, 3/8-16	2	812912	. Pin	3
306932	Nut, 5/16-18	3	812913	. Bracket	3
306971	Pin, roll, 3/8-16 x 1 1/8	2	812916	. Lever	3
307662	Key, #15, woodruff	1	812917	. Screw	3
307776	Screw, 3/8-16 x 2 3/4	2	879552	. Spring set (contains 3)	1
308089	Washer, #10	1	883705	. Pin set	1
328018	Screw, 7/16-14 x 1 1/8	2	823602	. . Ring, retaining	3
800254	Washer, 3/8 wave	1	882343	Disc ass'y, driven	1
800290	Nut, 5/16-18, lock	1	885707	Flange and shoe ass'y, clutch	1
807442	Fitting, lubrication, 1/4-20, 90 degree	2	813489	. Bearing	1
809152	Washer, 5/16	2	886107	. Shoe kit, clutch (includes 5 each: pins, springs and shoe ass'y)	1
809156	Washer, thrust	1	306971	. . Pin, roll, 3/16 x 1 1/8	5
809261	Ring, retaining	1	828512	. . Spring, clutch	5
810722	Yoke, adjusting	1	885710	Bracket assembly	1
812896	Adapter	1	886045	Bracket assembly	1
812897	Housing, clutch	1	886047	Rod assembly clutch	1

INDENTED PART NAMES INDICATE THESE PARTS ARE INCLUDED IN PRECEDING ASSEMBLY.

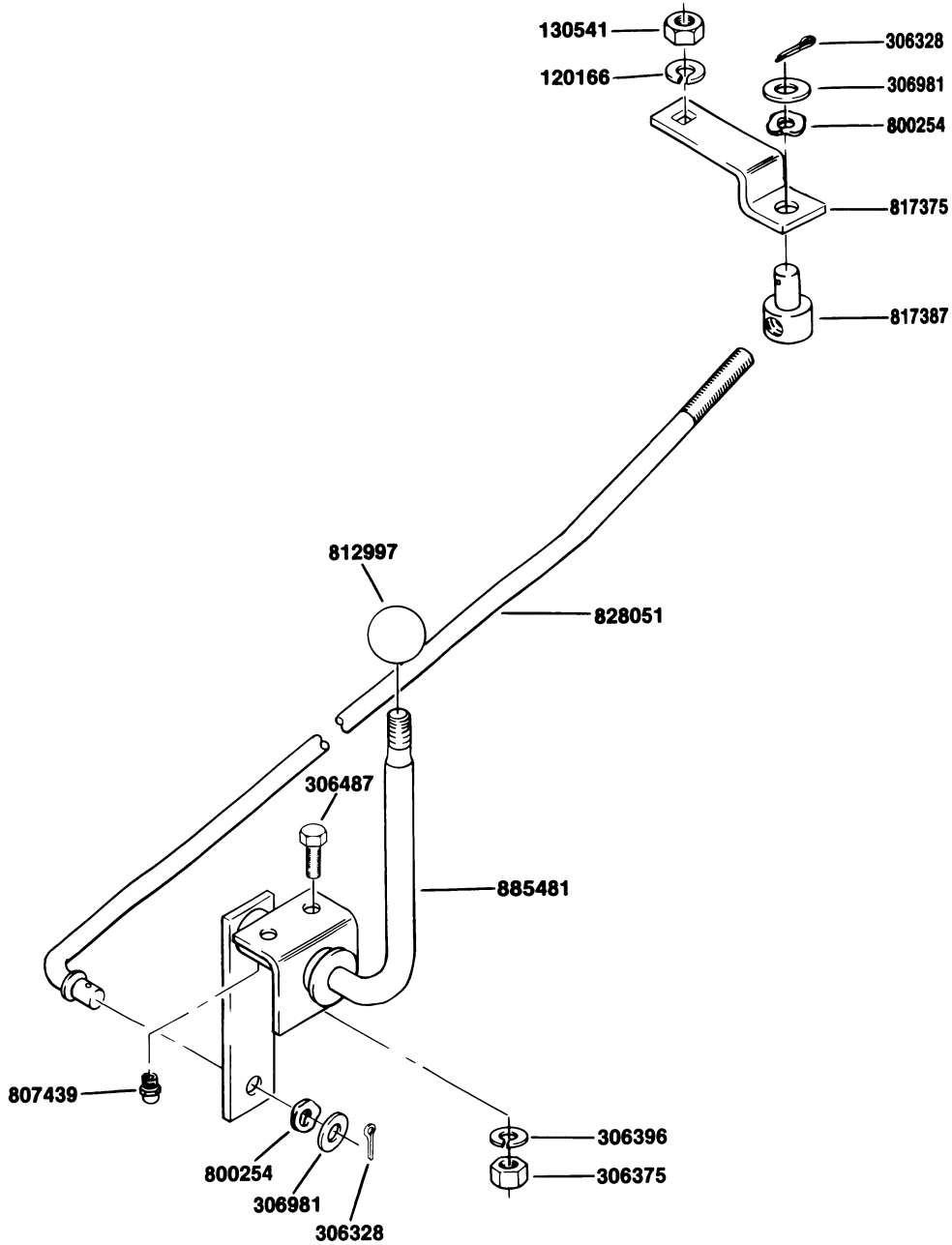


**AUXILIARY TRANSMISSION  
(MODEL 898530)**

Part No.	Description	No. Req'd.	Part No.	Description	No. Req'd.
111071	Plug, drain . . . . .	1	811996	Collar, shifter . . . . .	1
131794	Screw, 3/8-16 x 2 . . . . .	4	811997	Jackshaft . . . . .	1
300646	Screw, 1/4-20 x 3/4 . . . . .	6	811998	Shaft, main . . . . .	1
306325	Lockwasher, 5/16 . . . . .	4	811999	Gasket, retainer . . . . .	1
306396	Lockwasher, 1/4 . . . . .	6	812000	Gasket, pinion flange . . . . .	1
306405	Washer, 3/8 . . . . .	4	812001	Gasket, cover . . . . .	1
306416	Screw, 5/16-18 x 1 . . . . .	4	812007	Gear, drive . . . . .	1
306967	Pin, roll, 1/8 x 1-1/8 . . . . .	1	812008	Bearing, gear w/retaining ring . . . . .	1
307785	Pin, roll, 5/32 x 1-1/4 . . . . .	1	812009	Bearing, drive gear pilot . . . . .	1
553542	Washer, special . . . . .	4	812010	Fork, shifter . . . . .	1
603773	Nut, 3/8-16, lock . . . . .	1	812011	Ring, retaining . . . . .	1
800095	Screw, set, 3/8-16 x 5/8 . . . . .	1	812335	Seal, bearing . . . . .	1
800198	Nut, 1/2-20, lock . . . . .	2	815697	Shim, main shaft (.005) . . . . .	As Req'd.
805407	Spring . . . . .	1	or		
805893	Plug, expansion . . . . .	2	815698	Shim, main shaft (.010) . . . . .	As Req'd.
806711	Pin, dowel . . . . .	2	or		
807366	Button, positioning . . . . .	1	815699	Shim, main shaft (.030) . . . . .	As Req'd.
807441	Cover, oil hole . . . . .	1			
807624	"O" ring . . . . .	1	815706	Cover . . . . .	1
809180	Washer, special . . . . .	2	878805	Gear, cluster, w/bushings . . . . .	1
809252	Ring, retaining . . . . .	1	812004	. Bushing, cluster gear . . . . .	2
811992	Shim, cluster gear . . . . .	†2	878806	Gear, driven, w/bushing . . . . .	1
811993	Washer, bearing . . . . .	1	812006	. Bushing, driven gear . . . . .	1
811994	Case, transmission . . . . .	1	880143	Arm, shifter . . . . .	1
811995	Retainer, bearing . . . . .	1	880145	Dipstick ass'y . . . . .	1

† Use shims as required to give .005 to .032 end play. One shim always required on opposite side of gear. INDENTED PART NAMES INDICATE THESE PARTS ARE INCLUDED IN PRECEDING ASSEMBLY.



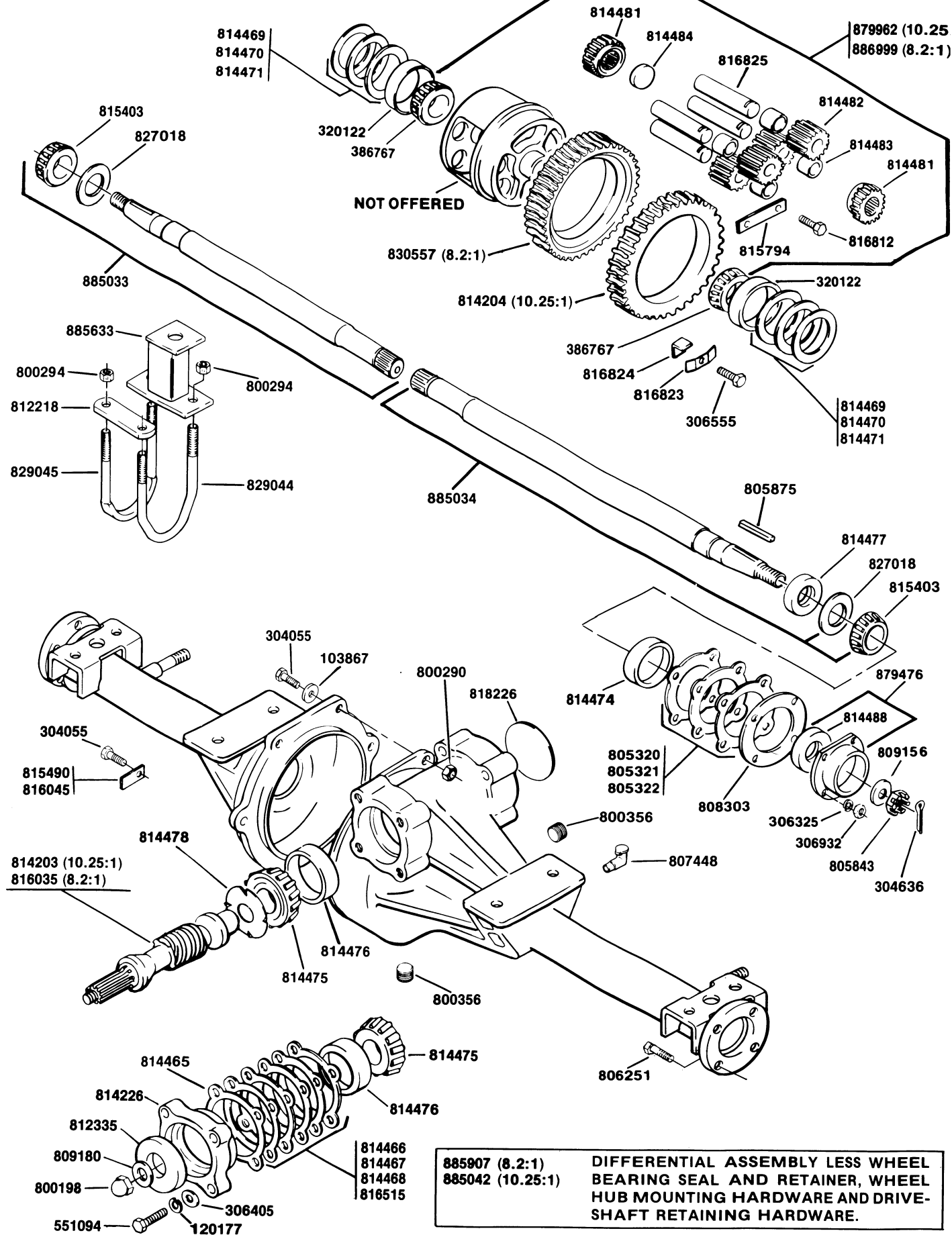


**SHIFTER LINKAGE (AUXILIARY TRANSMISSION)  
(MODEL 898530)**

Part No.	Description	No. Req'd.	Part No.	Description	No. Req'd.
120166	Lockwasher, 1/2	1	800254	Washer, wave	2
130541	Nut, 1/2-20	1	812997	Knob	1
306328	Pin, cotter, 3/32 x 3/4	2	817375	Lever, shifter	1
306375	Nut, 1/4-20	2	817387	Pin, connector	1
306396	Lockwasher, 1/4	2	828051	Rod, shifter	1
306487	Screw, 1/4-20 x 5/8	2	885481	Lever, ass'y, shifter	1
306981	Washer, 3/8	2	807439	Fitting, lubrication	1

INDENTED PART NAMES INDICATE THESE PARTS ARE INCLUDED IN PRECEDING ASSEMBLY.

# DIFFERENTIAL ASSEMBLY



885907 (8.2:1)  
 885042 (10.25:1)  
**DIFFERENTIAL ASSEMBLY LESS WHEEL BEARING SEAL AND RETAINER, WHEEL HUB MOUNTING HARDWARE AND DRIVE-SHAFT RETAINING HARDWARE.**

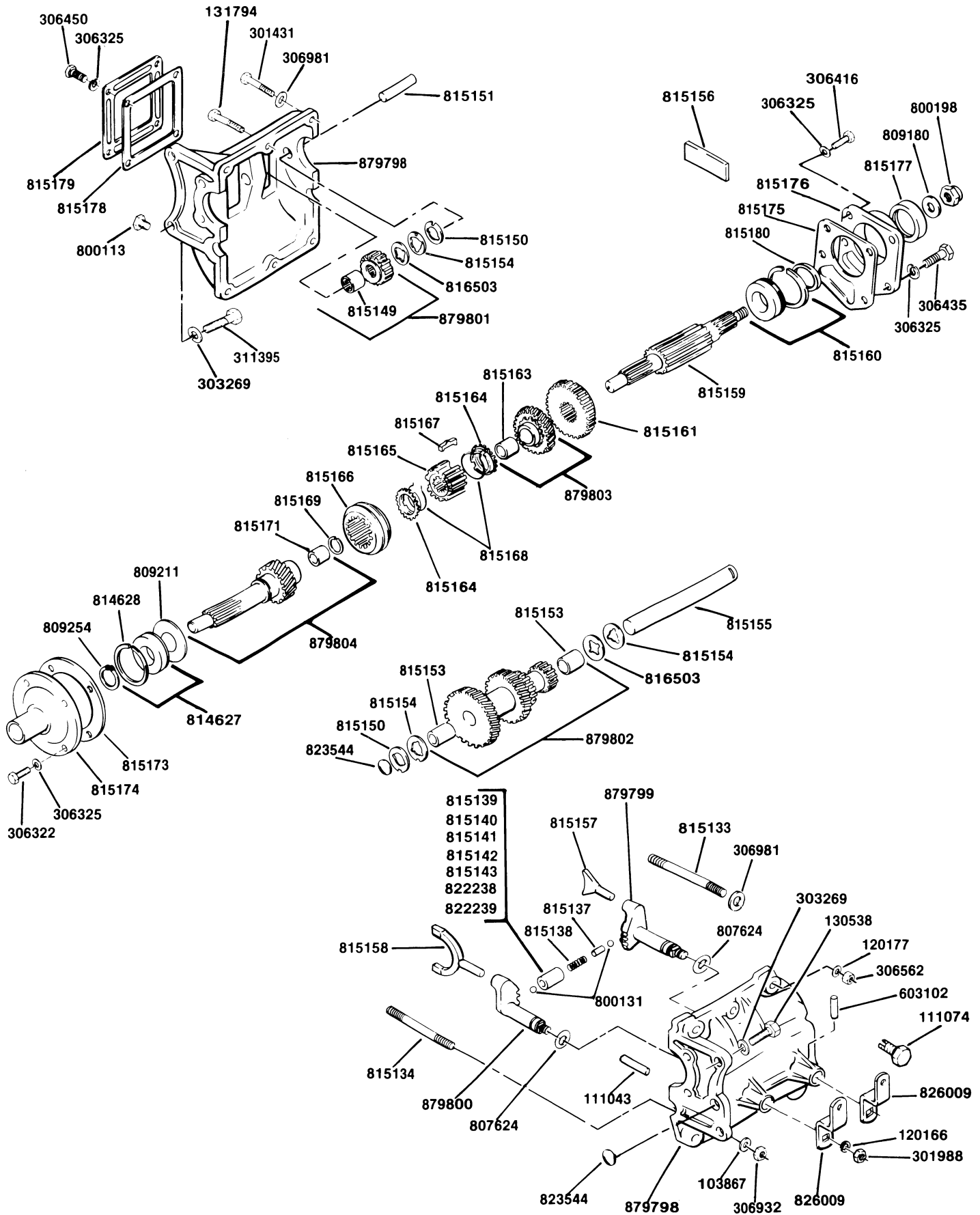
† DIFFERENTIAL ASSEMBLY

Part No.	Description	No. Req'd.	Part No.	Description	No. Req'd.
304636	Pin, cotter, 1/8 x 1 1/8	2	814469	. Shim, .003	As Req'd.
306325	Lockwasher, 5/16	8			
306932	Nut, 5/16-18	8	814470	. Shim, .005	As Req'd.
800198	Nut, 1/2-20, conelock	1			
805843	Nut, 5/8-18, castle	2	814471	. Shim, .010	As Req'd.
805875	Key, hub	2			
808303	Gasket, bearing	2	814474	. Cup, roller bearing	2
809156	Washer, special	2	814475	. Bearing cone, roller	2
809180	Washer, special	1	814476	. Cup, roller bearing	2
879476	Seal and retainer ass'y	2	814477	. Seal, rear axle	2
814488	. Seal, bearing	1	814478	. Slinger, oil	1
885042	Differential ass'y, complete (10.25:1 ratio)	1	815490	. Tag, ratio (10.25:1)	1
			816035	. Worm (8.2:1 ratio)	1
885907	Differential ass'y, complete (8.2:1 ratio)	1	816045	. Tag, ratio (8.2:1)	1
			816515	. Shim, .003	As Req'd.
103867	. Washer, 5/16	5			
120177	. Lockwasher, 3/8	4	818226	. Plug	1
304055	. Screw, 5/16-18 x 1 3/8	6	829044	. U-bolt (2 inch)	2
306405	. Washer, 3/8	4	829045	. U-bolt (2 1/2 inch)	2
306932	. Nut, 5/16-18	8	879962	. Gear ass'y, carrier (10.25:1 ratio)	1
320122	. Cup, roller bearing	2			
551094	. Screw, 3/8-16 x 1 3/4	4	886999	. Gear ass'y, carrier (8.2:1 ratio)	1
800290	. Nut, 5/16-18, lock	6	306555	. Screw, 5/16-18 x 3/4	2
800294	. Nut, 7/16-14, lock	8	386767	. Bearing cone, carrier	2
800356	. Plug, filler-drain	2	814204	. Gear, worm (10.25:1 ratio)	1
805320	. Shim, .005	As Req'd.	814481	. Gear, axle shaft	2
			814482	. Gear, differential planet	4
805321	. Shim, .010	As Req'd.	814483	. Spacer	4
			814484	. Spacer	1
805322	. Shim, .030	As Req'd.	815794	. Plate, locking	3
			816812	. Screw, special	6
806251	. Screw, special	8	816823	. Plate, retainer	2
807448	. Cup, oil	1	816824	. Plate, locking	2
812218	. Plate	2	816825	. Shaft, differential gear	4
812335	. Seal	1	830557	. Gear, worm (8.2:1 ratio)	1
814203	. Worm (10.25:1 ratio)	1	885033	. Axle ass'y, RIGHT	1
814226	. Retainer, bearing	1	815403	. Bearing cone, roller	1
814465	. Gasket	2	827018	. Backing ring	1
814466	. Shim, .005	As Req'd.	885034	. Axle ass'y, LEFT	1
			815403	. Bearing, cone, roller	1
814467	. Shim, .010	As Req'd.	827018	. Backing ring	1
			885633	. Upstop ass'y	2
814468	. Shim, .030	As Req'd.			

† Verify differential ratio, using attached tag, prior to ordering parts.

INDENTED PART NAMES INDICATE THESE PARTS ARE INCLUDED IN PRECEDING ASSEMBLY.

# TRANSMISSION ASSEMBLY

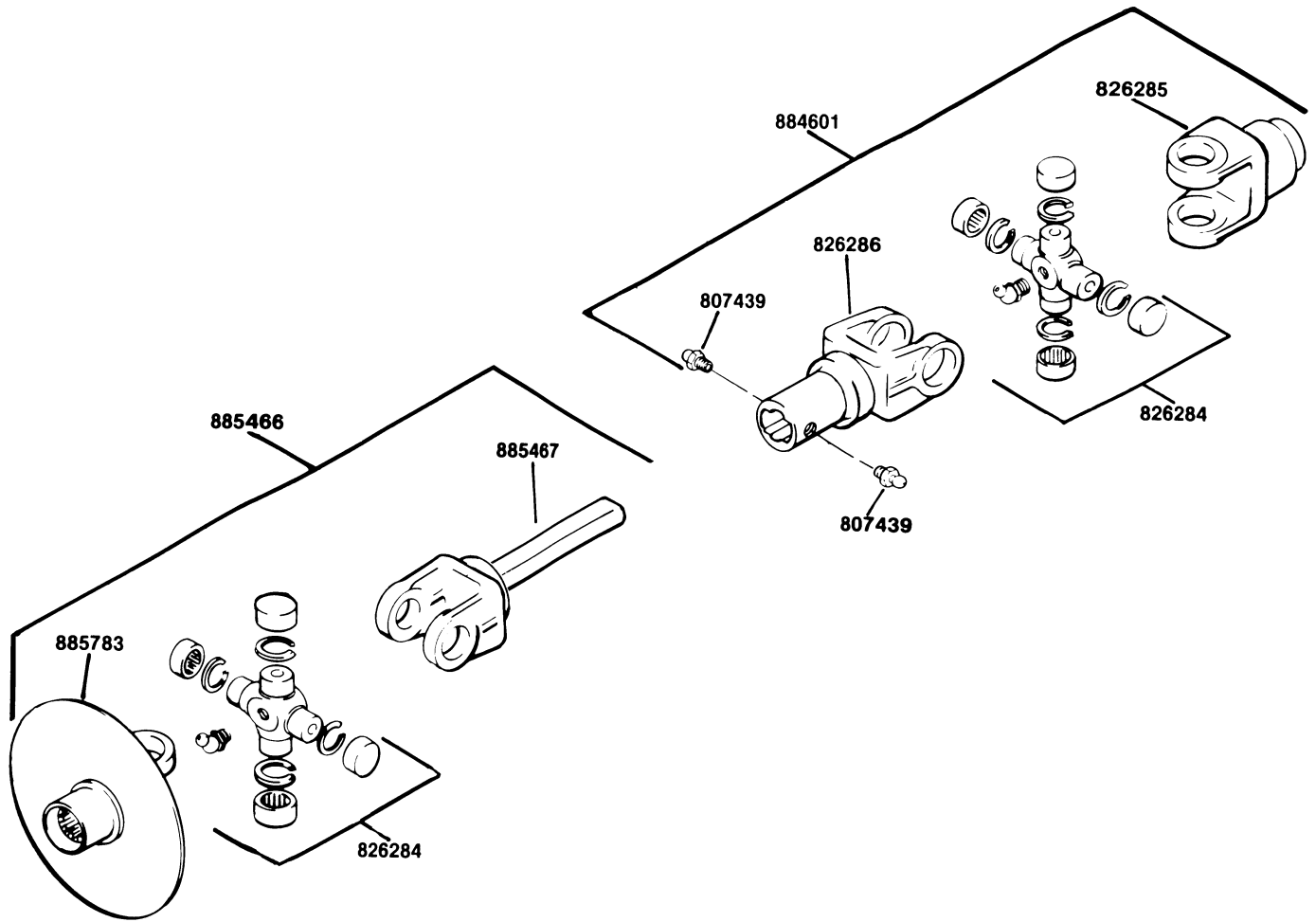


### TRANSMISSION ASSEMBLY

Part No.	Description	No. Req'd.	Part No.	Description	No. Req'd.
120166	Lockwasher, 1/2	2	815159	. Shaft, main	1
130538	Screw, 7/16-14 x 1 1/4	2	815160	. Bearing, ball	1
301988	Nut, 1/2-20	2	815161	. Gear, low & reverse	1
303269	Lockwasher, 7/16	4	815164	. Ring, synchronizer blocking	2
311395	Screw, 7/16-14 x 1 3/4	2	815165	. Hub, sec. & high clutch	1
800198	Nut, lock, 1/2-20	1	815166	. Sleeve, sec. & high clutch	1
809180	Washer, 1/2	1	815167	. Plate, shifting	3
815180	Spacer	1	815168	. Spring	2
826009	Lever, control	2	815169	. Ring, retaining	1
880572	Transmission ass'y	1	815173	. Gasket, front bearing	1
111074	. Plug, magnetic drain	1	815174	. Retainer, front bearing	1
120177	. Lockwasher, 3/8	7	815175	. Gasket, rear bearing	1
301431	. Screw, 3/8-16 x 2-1/2	1	815176	. Retainer, rear bearing	1
306322	. Screw, 5/16-18 x 7/8"	4	815177	. Seal, oil	1
306325	. Lockwasher, 5/16	13	815178	. Gasket, P.T.O.	1
306416	. Screw, 5/16-18 x 1"	1	815179	. Plate, P.T.O.	1
306435	. Screw, 5/16-18 x 1-1/4"	3	816503	. Washer, thrust (.048)	As Req'd.
306450	. Screw, 5/16-18 x 3/4"	4			
603102	. Pin, spiral, 1/8 x 1-1/4"	2	822238	. Sleeve, interlock (1.263")	1
800113	. Plug, filler	1	822239	. Sleeve, interlock (1.267")	1
800131	. Ball, 5/16 steel	2	823544	. Plug, expansion	2
*800292	. Nut, 3/8-16, lock	1	879798	. Case ass'y, transmission	1
807624	. O-ring	2	103867	. Washer, 5/16	1
809211	. Slinger, oil	1	111043	. Pin, taper	2
809254	. Ring, retaining	1	131794	. Screw, 3/8-16 x 2"	6
814627	. Bearing, ball	1	306562	. Nut, 3/8-16	7
814628	. Ring, retaining	1	306932	. Nut, 5/16-18	1
815137	. Pin	1	306981	. Washer, 3/8	7
815138	. Spring	1	815133	. Stud	1
815139	. Sleeve, interlock (1.259")	1	815134	. Stud	1
815140	. Sleeve, interlock (1.255" a)	1	879799	. Lever ass'y, low & rev. shift	1
815141	. Sleeve, interlock (1.251" b)	1	879800	. Lever ass'y, sec. & high shift	1
815142	. Sleeve, interlock (1.247" c)	1	879801	. Gear ass'y, reverse idler	1
815143	. Sleeve, interlock (1.243" d)	1	815149	. Bearing, needle	1
815150	. Washer, thrust (.024)	2	879802	. Gear ass'y, cluster	1
815151	. Shaft, reverse idler	1	815153	. Bushing	2
815154	. Washer, thrust (.036)	3	879803	. Gear ass'y, second	1
815155	. Jackshaft	1	815163	. Bushing	1
815156	. Plate, locking	1	879804	. Gear ass'y, main drive	1
815157	. Fork, low & rev. shifter	1	815171	. Bearing, needle	1
815158	. Fork, sec. & high shifter	1			

\* Not illustrated.

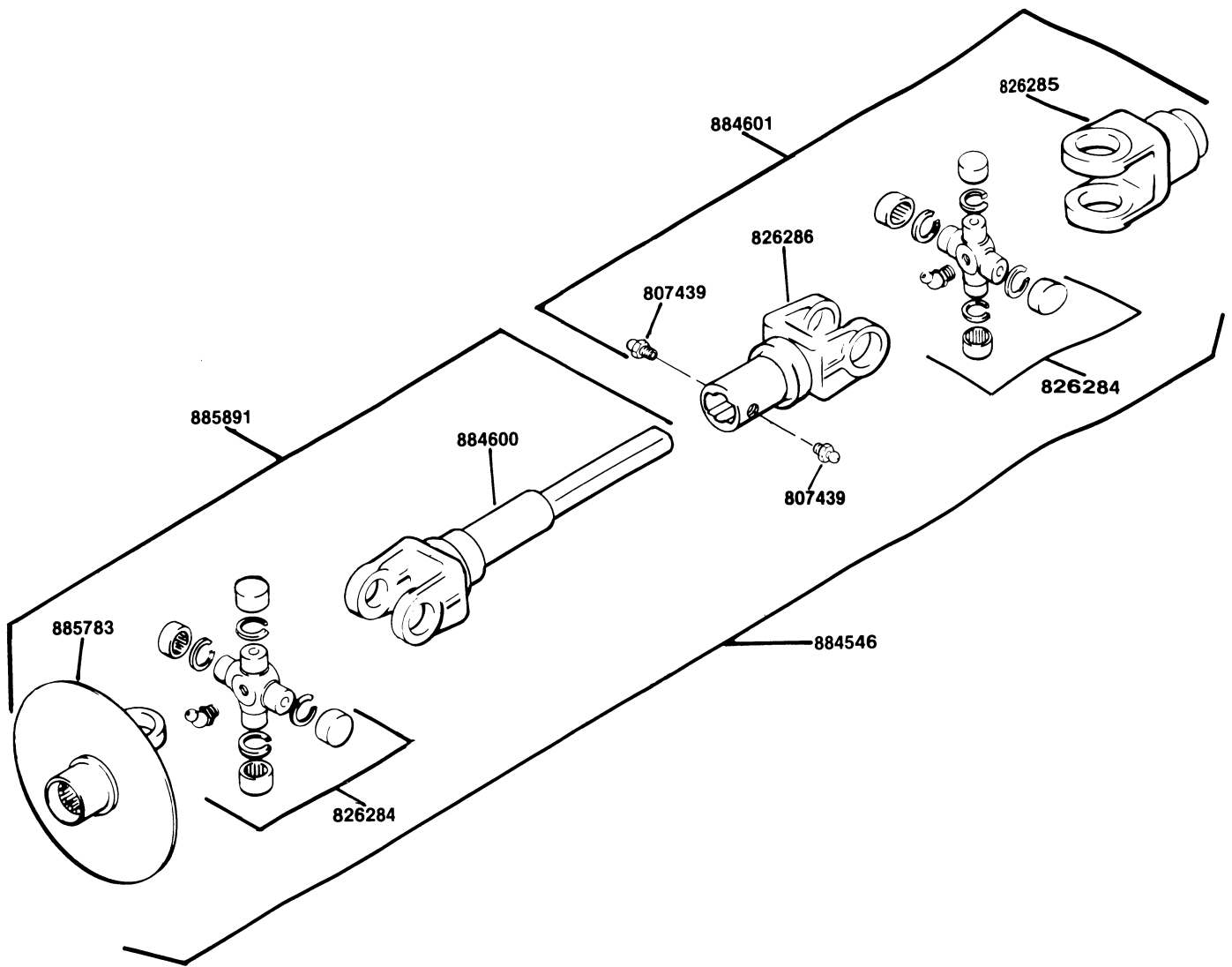
INDENTED PART NAMES INDICATE THESE PARTS ARE INCLUDED IN PRECEDING ASSEMBLY.



**BRAKE DISC AND DRIVE SHAFT  
(MODEL 898530)**

Part No.	Description	No. Req'd.	Part No.	Description	No. Req'd.
884601	U-joint, shaft and yoke ass'y, REAR .....	1	885466	U-joint, shaft, disc and yoke ass'y, FRONT .....	1
807439	. Fitting, lubrication, 1/4-28, straight .....	2	826284	. Kit, drive shaft repair .....	As Req'd.
826284	. Kit, drive shaft repair .....	1	885467	. Yoke and shaft ass'y .....	1
826285	. Yoke .....	1	885783	. Yoke and disc ass'y .....	1
826286	. Yoke and shaft, splined .....	1			

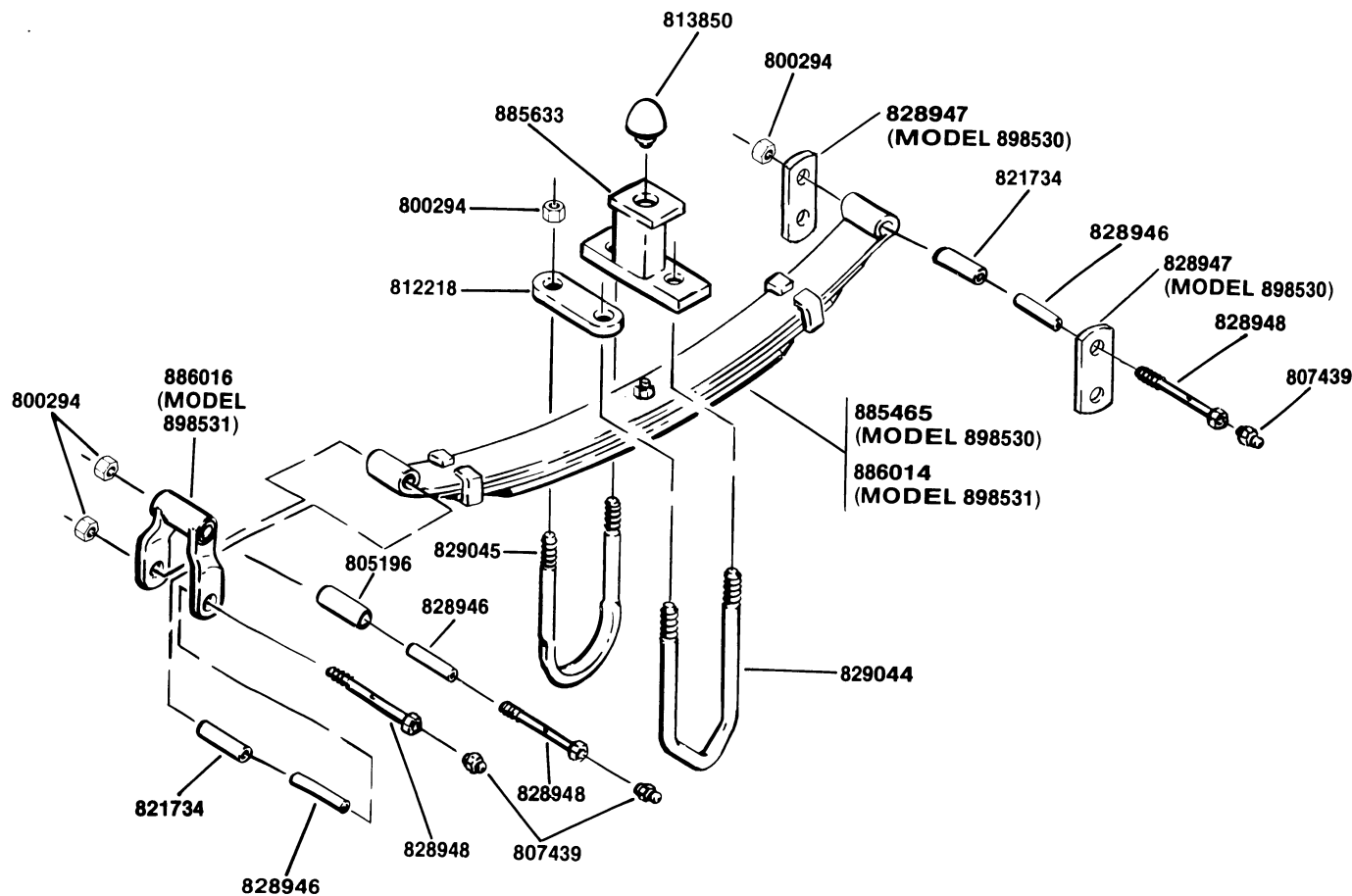
INDENTED PART NAMES INDICATE THESE PARTS ARE INCLUDED IN PRECEDING ASSEMBLY.



**BRAKE DISC AND DRIVE SHAFT  
(MODEL 898531)**

Part No.	Description	No. Req'd.	Part No.	Description	No. Req'd.
884546	Drive shaft, complete (Model 898531) . . . . .	1	826285	.. Yoke . . . . .	1
884601	.. U-joint shaft and yoke ass'y, REAR . . . . .	1	826286	.. Yoke and shaft, splined . . . . .	1
807439	.. Fitting, lubrication, 1/4-28, straight . . . . .	2	885891	.. U-joint, shaft, disc and yoke ass'y, FRONT . . . . .	1
826284	.. Kit, drive shaft repair . . . . .	As Req'd.	826284	.. Kit, drive shaft repair . . . . .	As Req'd.
			884600	.. Yoke and shaft ass'y . . . . .	1
			885783	.. Yoke and disc ass'y . . . . .	1

INDENTED PART NAMES INDICATE THESE PARTS ARE INCLUDED IN PRECEDING ASSEMBLY.

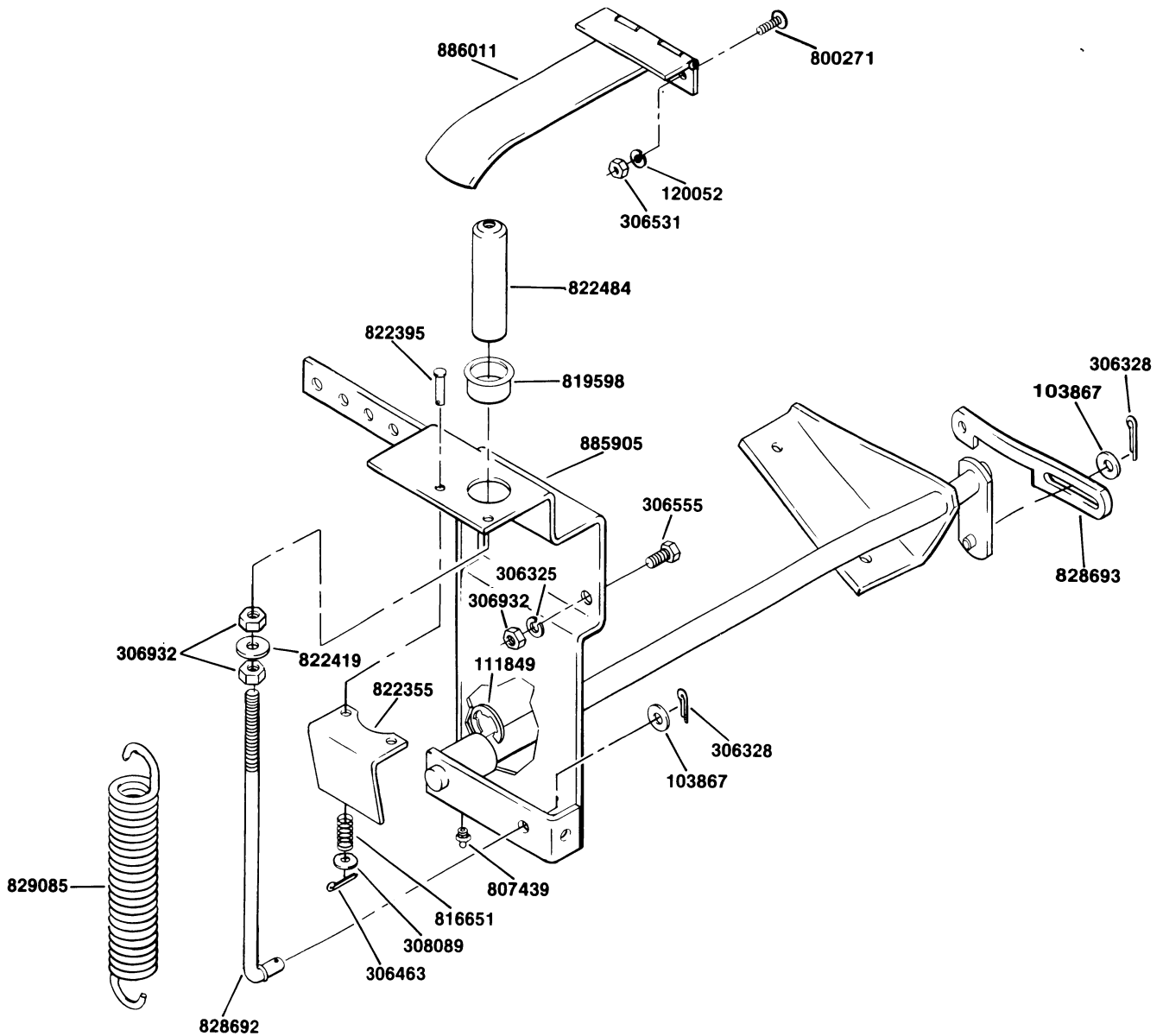


**REAR SPRING**

Part No.	Description	No. Req'd.	Part No.	Description	No. Req'd.
800294	Nut, 7/16-14, lock .....	14	829045	U-bolt (2 1/2 inch) .....	2
807439	Fitting, lubrication .....	6	885465	Spring ass'y (Model 898530) ....	2
812218	Plate .....	2	821734	. Bushing .....	1
813850	Bumper, rubber .....	2	885633	Upstop assembly .....	2
828946	Bushing .....	6	886014	Spring ass'y (Model 898531) ....	2
828947	Shackle, spring (Model 898530) .	2	821734	. Bushing .....	2
828948	Screw, shackle .....	6	886016	Shackle ass'y (Model 898531) ....	2
829044	U-bolt (2 inch) .....	2	805196	. Bushing .....	1

INDENTED PART NAMES INDICATE THESE PARTS ARE INCLUDED IN PRECEDING ASSEMBLY.



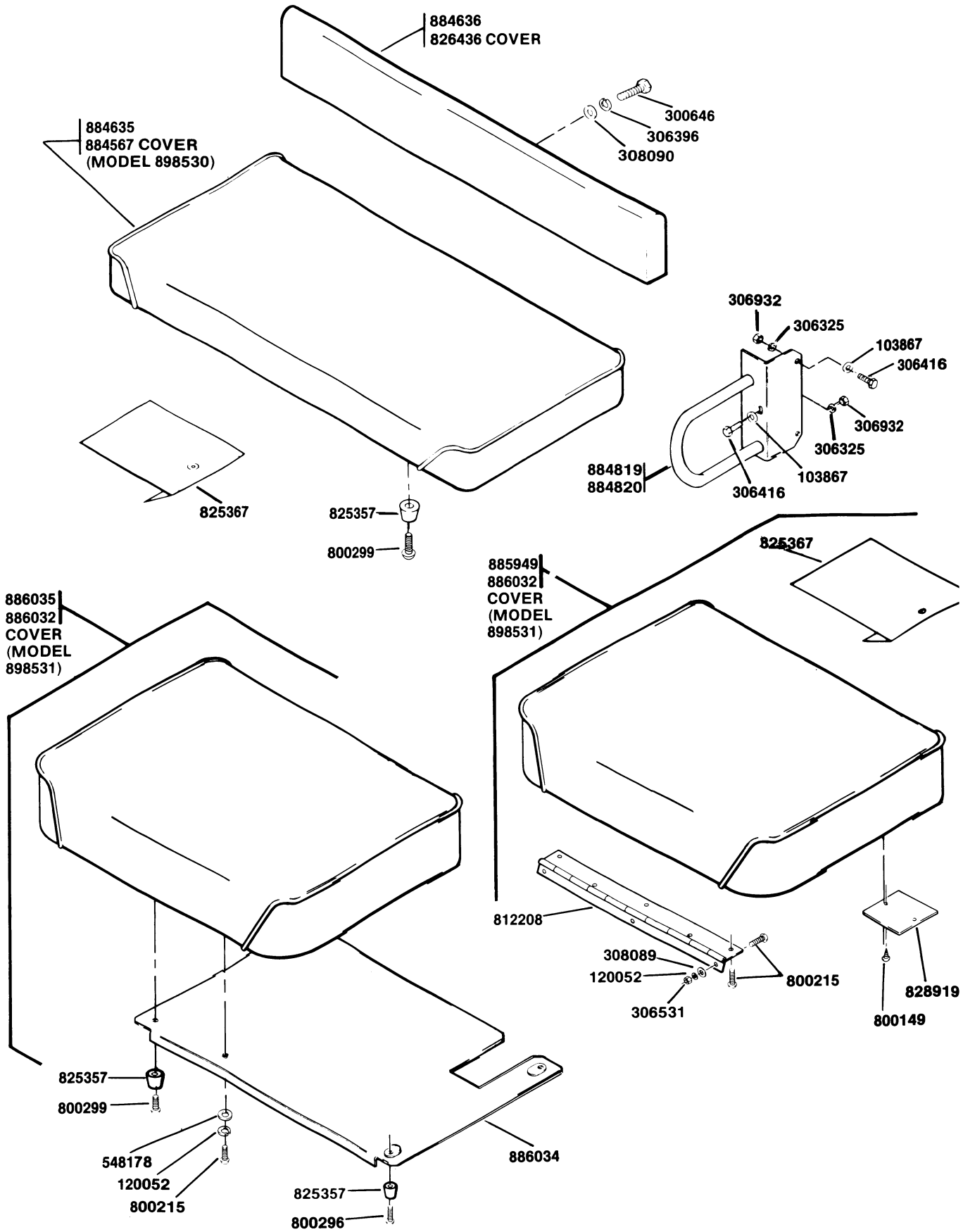


**SEAT BRAKE  
(MODEL 898531)**

Part No.	Description	No. Req'd.	Part No.	Description	No. Req'd.
103867	Washer, 5/16 . . . . .	2	819598	Bushing, flip lock . . . . .	1
111849	Ring, retaining . . . . .	1	822355	Bracket, seat brake lock out . . . . .	1
120052	Lockwasher, #10 . . . . .	2	822395	Pin, clevis . . . . .	2
306325	Lockwasher, 5/16 . . . . .	2	822419	Washer, special . . . . .	1
306328	Pin, cotter, 3/32 x 3/4 . . . . .	2	822484	Bushing, rod guide . . . . .	1
306463	Pin, cotter, 1/16 x 1/2 . . . . .	2	828692	Rod, seat brake . . . . .	1
306531	Nut, #10-24 . . . . .	2	828693	Arm, seat brake . . . . .	1
306555	Screw, 5/16-18 x 5/8 . . . . .	2	829085	Spring, seat brake . . . . .	1
306932	Nut, 5/16-18 . . . . .	4	885905	Bracket ass'y, seat brake . . . . .	1
308089	Washer, 3/16 . . . . .	2	807439	. Fitting, lubrication . . . . .	1
800271	Screw, #10-24 x 1/2, P.T.H. . . . .	2	886011	Lever ass'y . . . . .	1
816651	Spring . . . . .	2			

INDENTED PART NAMES INDICATE THESE PARTS ARE INCLUDED IN PRECEDING ASSEMBLY.

# BACKREST, HANDHOLD, SEAT AND FILLER PANEL

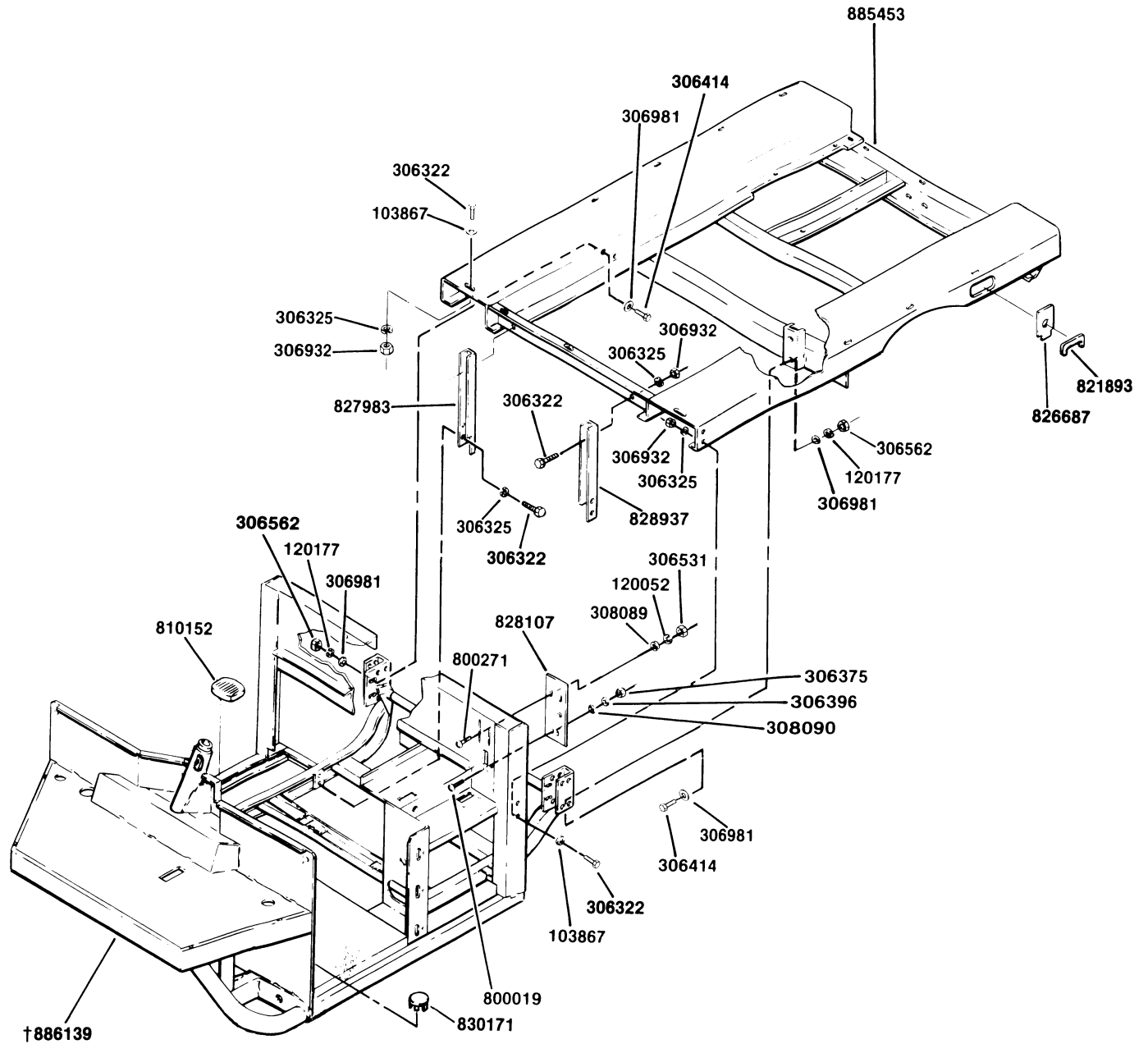


**BACKREST, HANDHOLD, SEAT AND FILLER PANEL**

Part No.	Description	No. Req'd.	Part No.	Description	No. Req'd.
103867	Washer, 5/16 . . . . .	6	884820	Handhold assembly, RIGHT . . . . .	1
120052	Lockwasher, #10 . . . . .	3	885949	Seat ass'y w/hinge (Model 898531) . . . . .	1
300646	Screw, 1/4-20 x 3/4 . . . . .	2	800149	. Screw, #10 x 5/8, rd. hd. . . . .	2
306325	Lockwasher, 5/16 . . . . .	6	800215	. Screw, #10-24 x 5/8, P.T.H. . . . .	5
306396	Lockwasher, 1/4 . . . . .	2	812208	. Hinge . . . . .	1
306416	Screw, 5/16-18 x 1 . . . . .	6	825367	. Bag, literature . . . . .	1
306531	Nut, #10-24 . . . . .	3	828919	. Plate, wear . . . . .	1
306932	Nut, 5/16-18 . . . . .	6	886032	. Cover ass'y, seat . . . . .	1
308089	Washer, 3/16 . . . . .	3	886035	Seat ass'y w/ panel (Model 898531) . . . . .	1
308090	Washer, 1/4 . . . . .	2	120052	. Lockwasher, #10 . . . . .	2
800215	Screw, #10-24 x 5/8, P.T.H. . . . .	3	548178	. Washer, #10 . . . . .	2
800299	Screw, #10-24 x 1, P.T.H. . . . .	4	800215	. Screw, #10-24 x 5/8, P.T.H. . . . .	2
825357	Bumper, seat locator . . . . .	4	800296	. Screw, #10-24 x 3/4, P.T.H. . . . .	2
884635	Seat assembly (Model 898530) . . . . .	1	800299	. Screw, #10-24 x 1, P.T.H. . . . .	2
825367	. Bag, literature . . . . .	1	825357	. Bumper, seat locator . . . . .	4
884567	. Cover, seat . . . . .	1	886032	. Cover ass'y, seat . . . . .	1
884636	Backrest assembly . . . . .	1	886034	. Panel ass'y, seat filler . . . . .	1
826436	. Cover, backrest . . . . .	1			
884819	Handhold assembly, LEFT . . . . .	1			

INDENTED PART NAMES INDICATE THESE PARTS ARE INCLUDED IN PRECEDING ASSEMBLY.

**FOOT PEDAL COVERS, MAIN FRAME, PLATFORM FRAME, SHIELD,  
STOPWALL HOLE COVER, AND UPRIGHT DECK SUPPORTS**



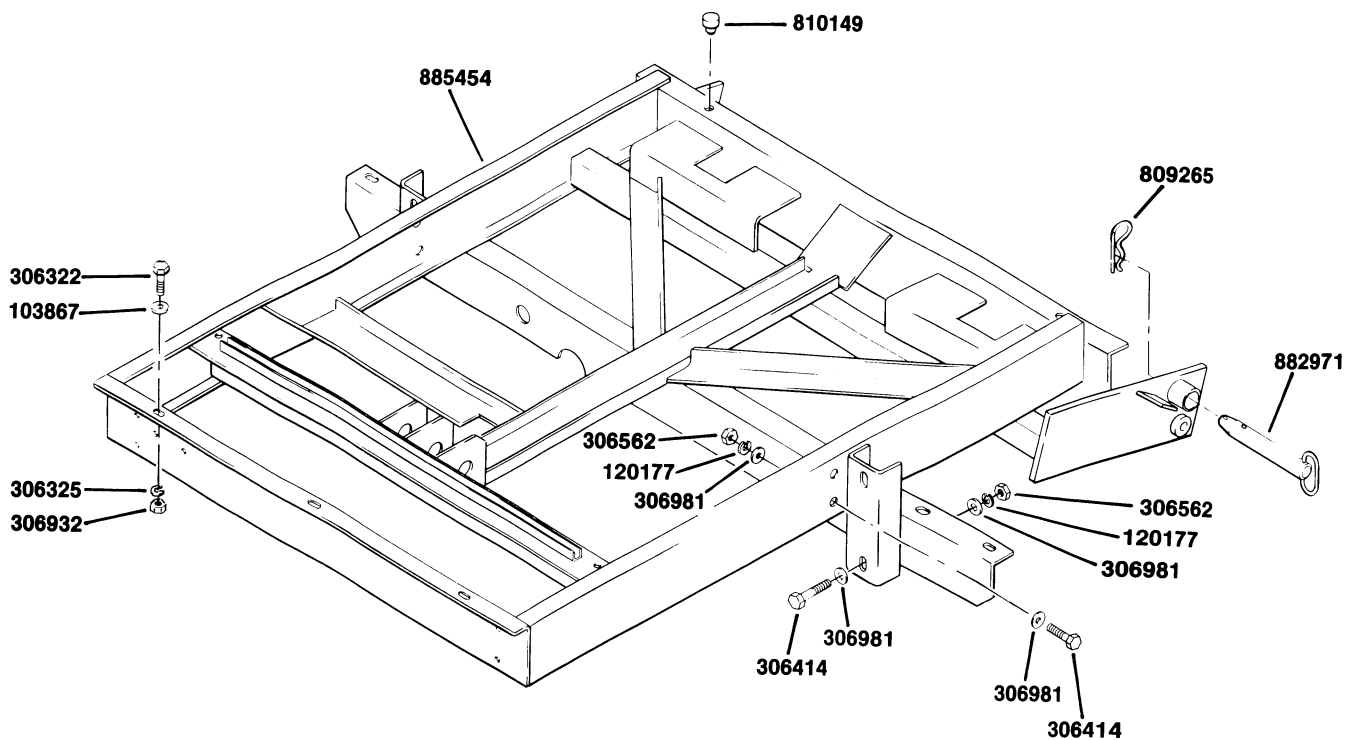
**FOOT PEDAL COVERS, MAIN FRAME, PLATFORM FRAME, SHIELD,  
STOPWALL HOLE COVER, AND UPRIGHT DECK SUPPORTS**

Part No.	Description	No. Req'd.	Part No.	Description	No. Req'd.
103867	Washer, 5/16 . . . . .	4	826687	Shield, filler neck . . . . .	1
120052	Lockwasher, #10 . . . . .	2	827983	Upright, deck support, RIGHT . .	1
120177	Lockwasher, 3/8 . . . . .	8	828107	Cover, stopwall holes . . . . .	1
306322	Screw, 5/16-18 x 7/8 . . . . .	21	828937	Upright, deck support, LEFT . . .	1
306325	Lockwasher, 5/16 . . . . .	17	830171	Plug, hole . . . . .	1
306375	Nut, 1/4-20 . . . . .	2	885453	Platform frame assembly . . . . .	1
306396	Lockwasher, 5/16 . . . . .	2	†886139	Frame, main . . . . .	1
306414	Screw, 3/8-16 x 1 . . . . .	8	*807439	. Fitting, lubrication . . . . .	2
306531	Nut, #10-24 . . . . .	2	*807443	. Fitting, lubrication . . . . .	1
306562	Nut, 3/8-16 . . . . .	8	*816991	. Decal, battery warning . . . . .	1
306932	Nut, 5/16-18 . . . . .	14	*821071	. Decal, identification plate . . . .	1
306981	Washer, 3/8 . . . . .	16	*822819	. Decal, parking brake . . . . .	1
308089	Washer, #10 . . . . .	2	*825622	. Decal, brake fluid safety warn- ing . . . . .	1
308090	Washer, 1/4 . . . . .	2	*825912	. Decal, shift pattern . . . . .	1
800019	Screw, 1/4-20 x 1/2, P.T.H. . . . .	2	*826728	. Decal, throttle safety warning . .	1
800271	Screw, #10-24 x 1/2, P.T.H. . . . .	2	*828081	. Decal, auxiliary trans. safety warning . . . . .	1
810152	Pad, pedal cover . . . . .	2			
821893	Trim (12') . . . . .	As Req'd.	*828082	. Decal, throttle control . . . . .	1

\* Not illustrated.

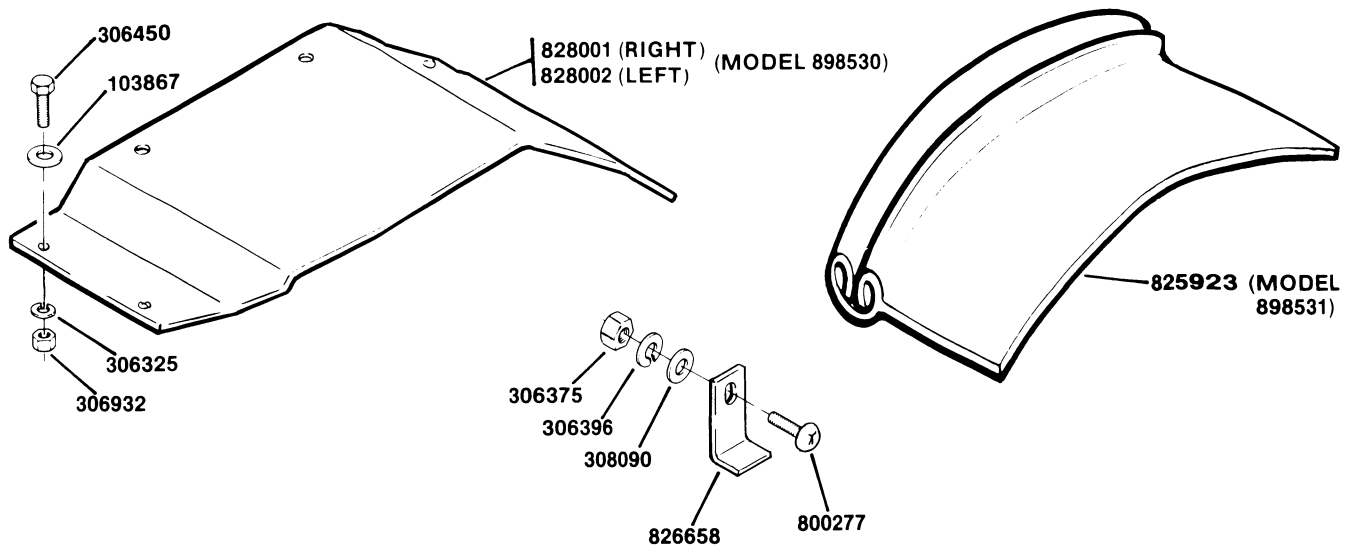
† Remove and discard decals that do not apply to your vehicle.

INDENTED PART NAMES INDICATE THESE PARTS ARE INCLUDED IN PRECEDING ASSEMBLY.



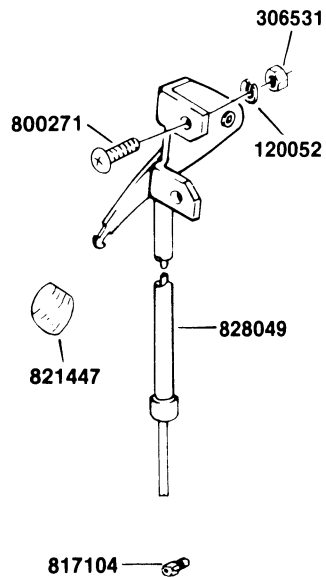
**PIVOT PINS AND PLATFORM FRAME (CHASSIS)  
(MODEL 898530)**

Part No.	Description	No. Req'd.	Part No.	Description	No. Req'd.
103867	Washer, 5/16 . . . . .	3	306932	Nut, 5/16-18 . . . . .	3
120177	Lockwasher, 3/8 . . . . .	8	306981	Washer, 3/8 . . . . .	16
306322	Screw, 5/16-18 x 7/8 . . . . .	3	809265	Pin, hair . . . . .	2
306325	Lockwasher, 5/16 . . . . .	3	810149	Bumper . . . . .	2
306414	Screw, 3/8-16 x 1 . . . . .	8	882971	Pin, pivot . . . . .	2
306562	Nut, 3/8-16 . . . . .	8	885454	Frame, platform (Model 898530).	1



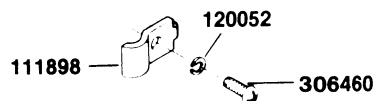
### FENDERS

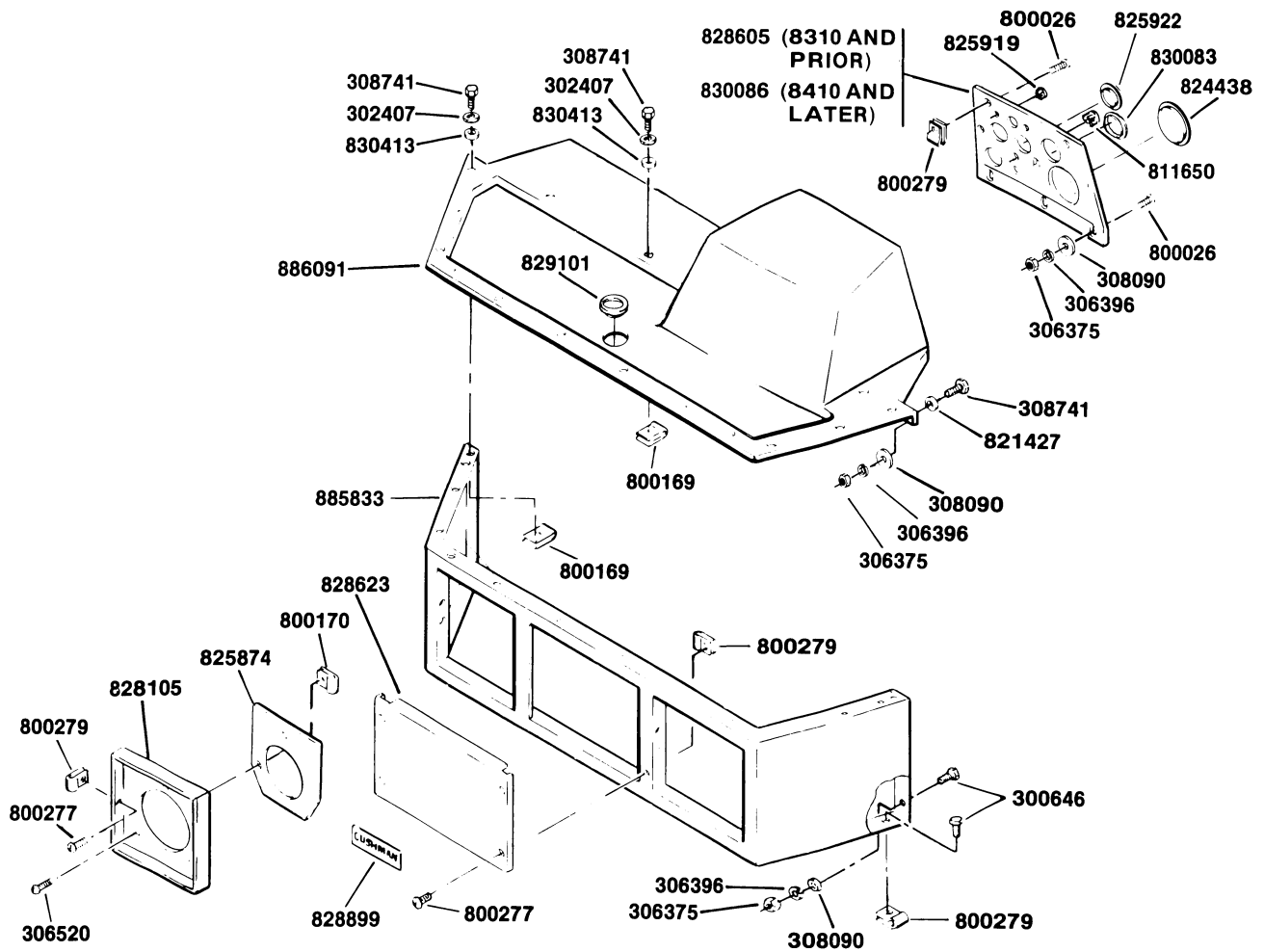
Part No.	Description	No. Req'd.	Part No.	Description	No. Req'd.
103867	Washer, 5/16	10	308090	Washer, 1/4	8
306325	Lockwasher, 5/16	10	800277	Screw, 1/4-20 x 5/8, P.T.H.	8
306375	Nut, 1/4-20	8	825923	Fender, rubber (MODEL 898531)	2
303396	Lockwasher, 1/4	8	826658	Bracket, fender	8
306450	Screw, 5/16-18 x 3/4	10	828001	Fender, RIGHT (MODEL 898530)	1
306932	Nut, 5/16-18	10	828002	Fender, LEFT (MODEL 898530)	1



### HAND THROTTLE (MODEL 898530)

Part No.	Description	No. Req'd.
111898	Clamp, cable	1
120052	Lockwasher, #10	3
306460	Screw, #10-24 x 3/8, rd. hd.	1
306531	Nut, #10-24	2
800271	Screw, #10-24 x 1/2, P.T.H.	2
817104	Stop, cable	1
821447	Knob, throttle cable	1
828049	Cable, hand throttle	1





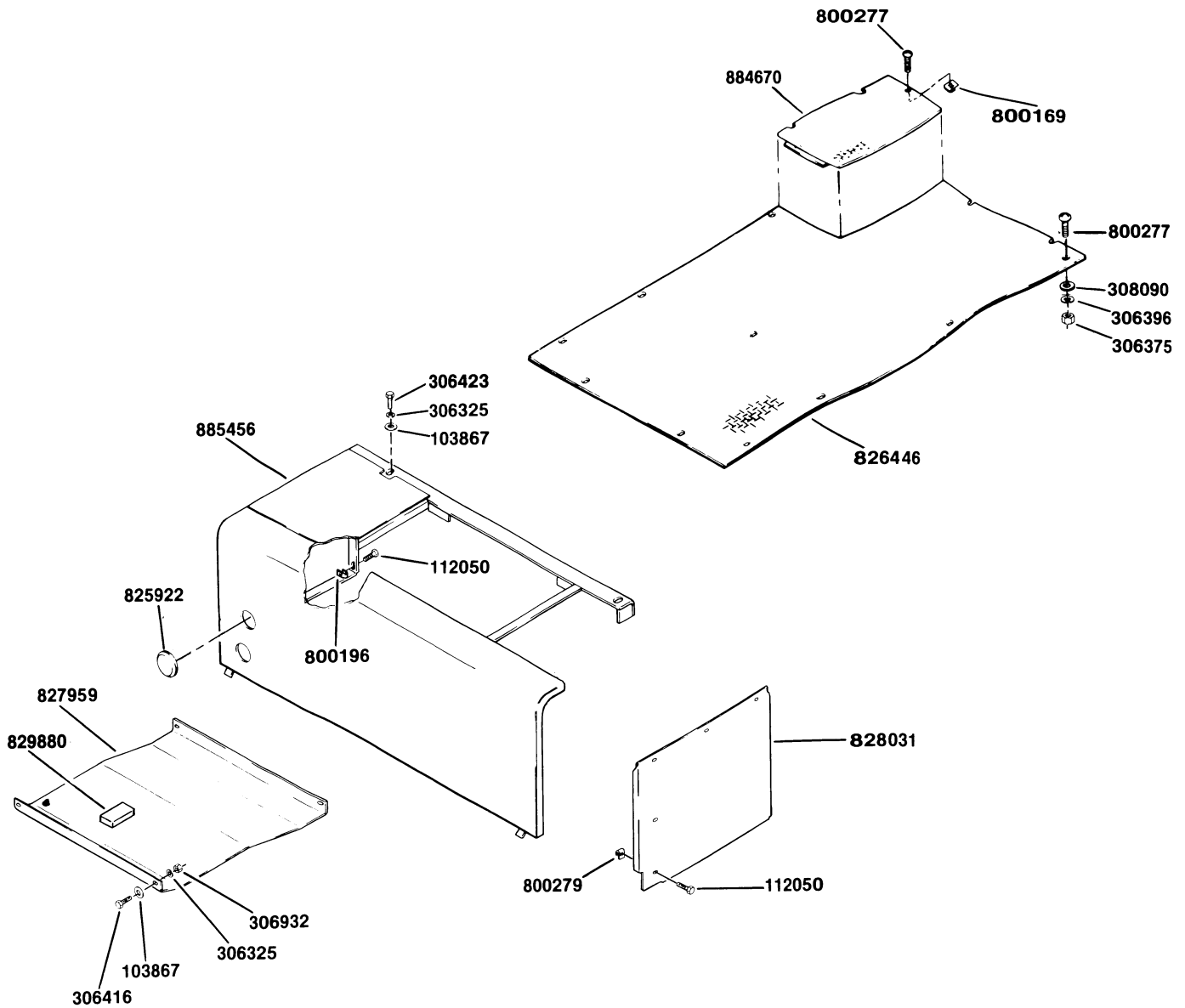
**PANELS: DASH, INSTRUMENT, FRONT BODY, AND HEADLIGHT**

Part No.	Description	No. Req'd.	Part No.	Description	No. Req'd.
300646	Screw, 1/4-20 x 3/4 . . . . .	4	885833	Body assembly, front . . . . .	1
306375	Nut, 1/4-20 . . . . .	7	886091	Panel, dash, w/hardware & decals . . . . .	1
306396	Lockwasher, 1/4 . . . . .	7	302407	. Washer . . . . .	16
306520	Screw, #10-24 x 1 1/4, rd. hd. . . . .	6	306375	. Nut, 1/4-20 . . . . .	2
308090	Washer, 1/4 . . . . .	7	306396	. Lockwasher, 1/4 . . . . .	2
800026	Screw, 1/4-20 x 3/4, P.T.H. . . . .	6	308090	. Washer, 1/4 . . . . .	2
800169	Nut, 1/4-20, speed . . . . .	16	308741	. Screw, 1/4-20 x 3/4, stainless . . . . .	18
800170	Nut, #10-24, speed . . . . .	6	821427	. Washer, sealing . . . . .	2
800277	Screw, 1/4-20 x 5/8, P.T.H. . . . .	10	†825502	. Decal, motorcycle safety warning . . . . .	1
800279	Nut, 1/4-20, speed . . . . .	18	†825629	. Decal, operation, safety warning . . . . .	1
811650	Plug, hole . . . . .	1	†826539	. Decal, raised box, safety warning . . . . .	1
824438	Plug, hole . . . . .	1	†826620	. Decal, operation, safety warning . . . . .	1
825874	Retainer, headlight . . . . .	2	†828516	. Decal, centrifugal clutch, safety warning . . . . .	1
825919	Plug, hole . . . . .	2	829101	. Plug, defroster hole . . . . .	1
825922	Plug, hole . . . . .	1	830413	. Bushing, stainless . . . . .	18
828105	Panel, headlight . . . . .	2			
828605	Panel, instrument (8310 and Prior) . . . . .	1			
828623	Panel, front body . . . . .	1			
828899	Decal, CUSHMAN . . . . .	1			
830083	Plug, hole (speedometer) . . . . .	1			
830086	Panel, instrument (8410 and Later) . . . . .	1			

† Use decals required for your vehicle.

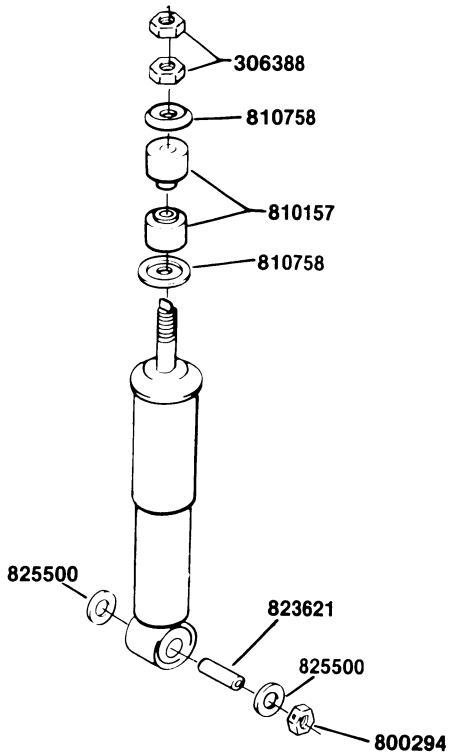
INDENTED PART NAMES INDICATE THESE PARTS ARE INCLUDED IN PRECEDING ASSEMBLY.





**ACCESS PANELS, ENGINE COVER, REAR DECK (PLATFORM)  
AND SKID PLATE**

Part No.	Description	No. Req'd.	Part No.	Description	No. Req'd.
103867	Washer, 5/16.....	6	800196	Nut, 1/4-20, speed .....	1
112050	Screw, 1/4-20 x 5/8, tapping .....	7	800277	Screw, 1/4-20 x 5/8, P.T. H.....	12
306325	Lockwasher, 5/16 .....	6	800279	Nut, 1/4-20, speed .....	6
306375	Nut, 1/4-20.....	11	825922	Plug, hole .....	2
306396	Lockwasher, 1/4 .....	11	826446	Platform, rear .....	1
306416	Screw, 5/16-18 x 1 .....	4	827959	Panel, skid .....	1
306423	Screw, 5/16-18 x 1 3/4 .....	2	828031	Panel, engine cover side .....	1
306932	Nut, 5/16-18.....	4	829880	Pad, panel .....	1
308090	Washer, 1/4.....	11	884670	Cover assembly, battery .....	1
800169	Nut, 1/4-20, speed .....	1	885456	Engine cover assembly .....	1



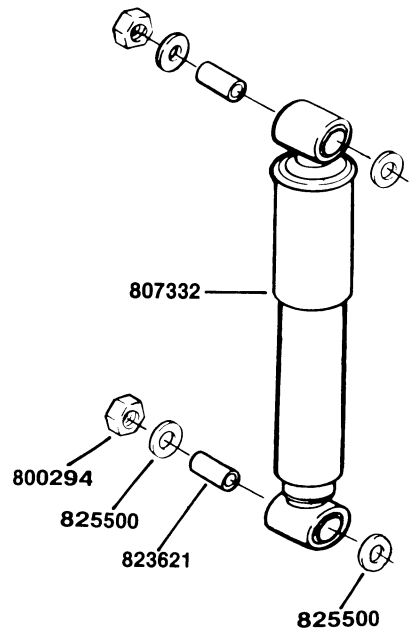
### FRONT SHOCK ABSORBER

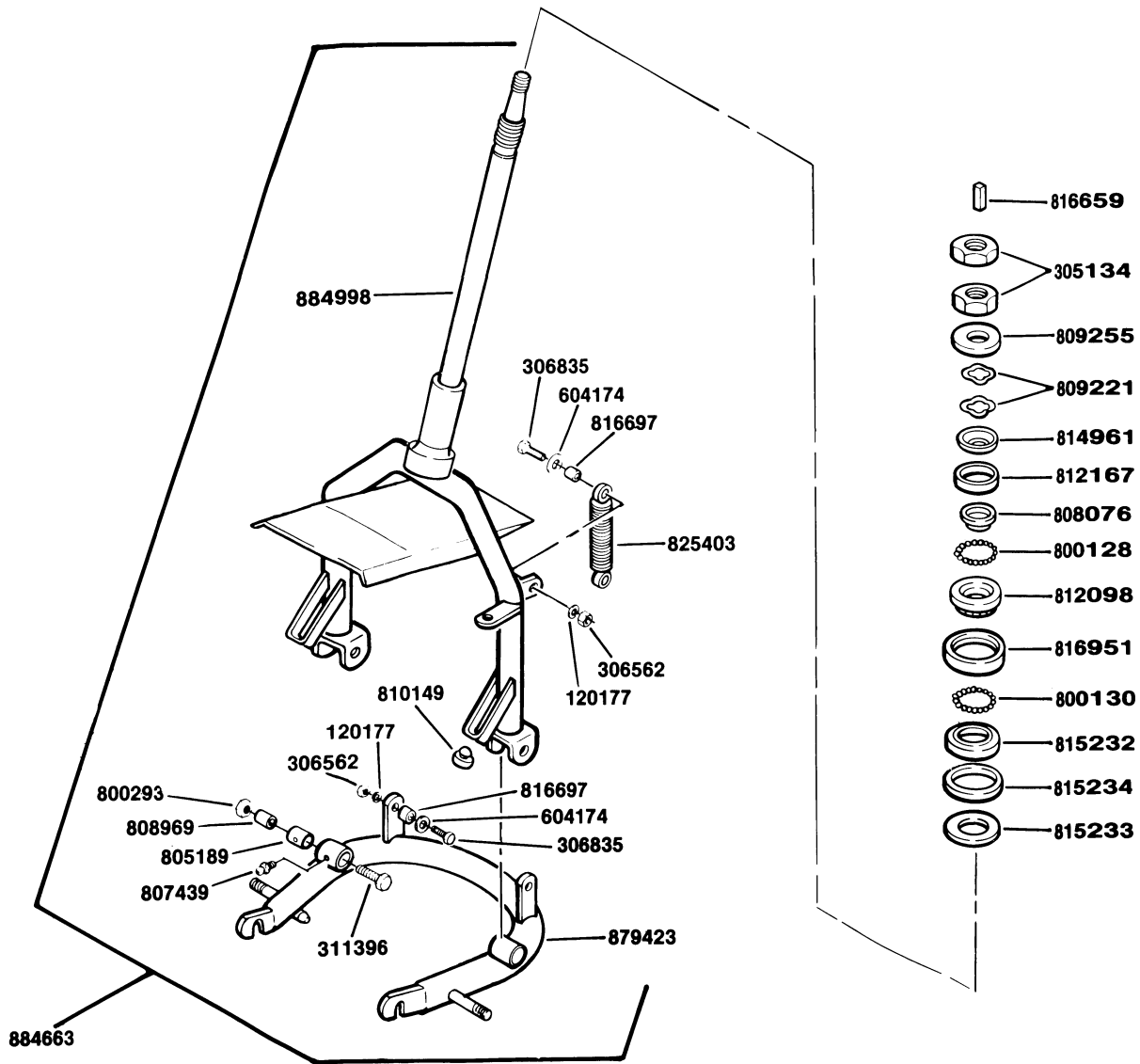
Part No.	Description	No. Req'd.
879769	Shock absorber set, complete . . .	2
306388	. Nut, 3/ 8-24 . . . . .	2
800294	. Nut, 7/ 16-14, centerlock . . . . .	1
810157	. Bushing, (rubber) . . . . .	2
810758	. Retainer, bushing . . . . .	2
823621	. Bushing, (steel) . . . . .	1
825500	. Washer . . . . .	2

INDENTED PART NAMES INDICATE THESE PARTS ARE INCLUDED IN PRECEDING ASSEMBLY.

### REAR SHOCK ABSORBER

Part No.	Description	No. Req'd.
800294	Nut, 7/16-14, ctkl. . . . .	4
807332	Shock absorber, rear . . . . .	2
823621	Bushing . . . . .	4
825500	Washer . . . . .	8



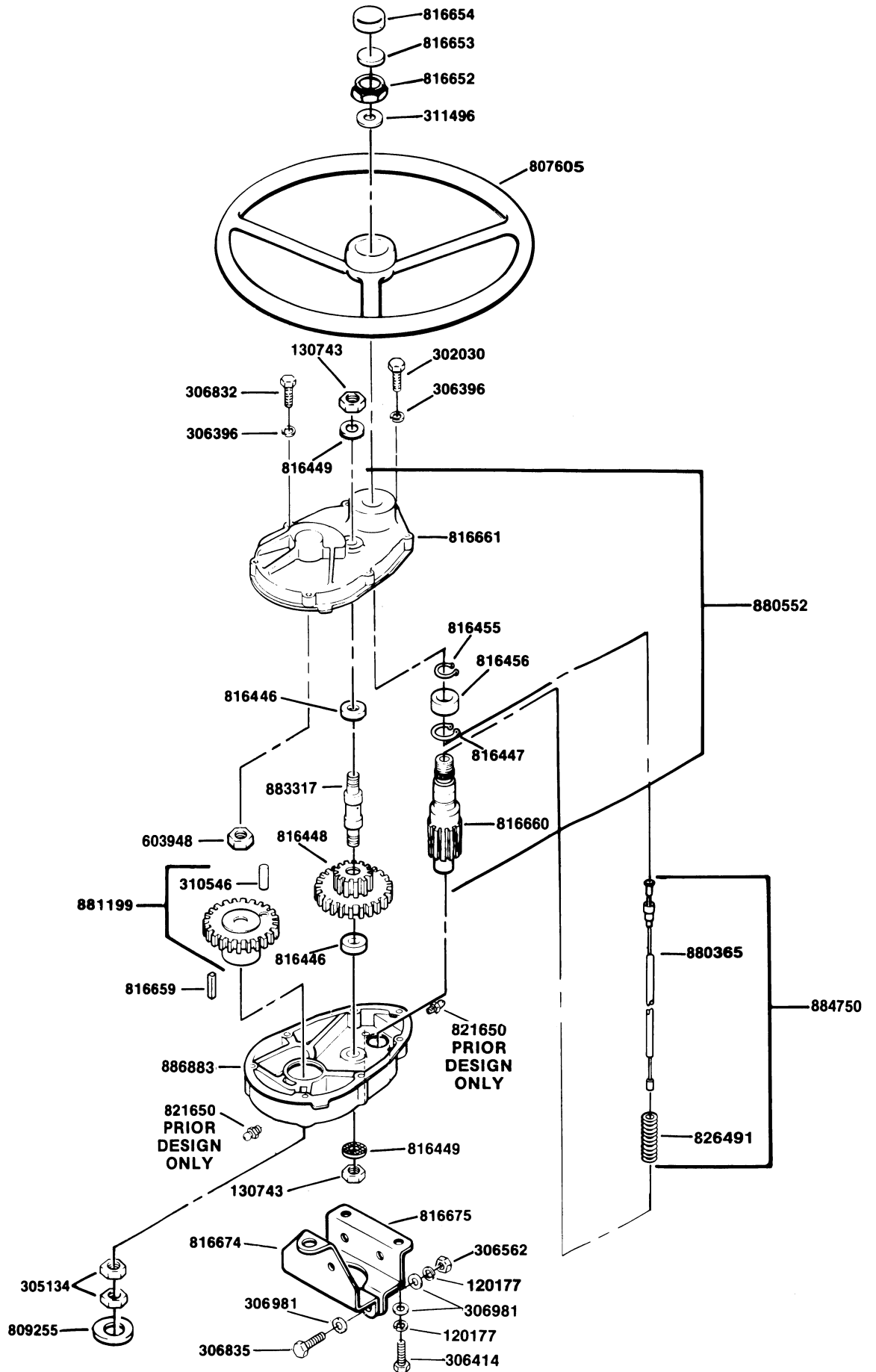


**FORK**

Part No.	Description	No. Req'd.	Part No.	Description	No. Req'd.
305134	Nut, 7/8-14 jam	2	120177	. Lockwasher, 3/8	4
800128	Ball, 3/16	20	306562	. Nut, 3/8-16	4
800130	Ball, 1/4	25	306835	. Screw, 3/8-16 x 1-1/4"	4
808076	Cone, upper bearing	1	311396	. Screw, 7/16-14 x 2-1/4"	2
809221	Washer	2	604174	. Washer	4
809255	Cover, dust seal	1	800293	. Nut, 7/16-14 jam, lock	2
812098	Cup, upper bearing	1	808969	. Bushing	2
812167	Seal, dust	1	810149	. Bumper, rubber	2
814961	Washer	1	816697	. Bushing	4
815232	Cone, lower bearing	1	879423	. Tube ass'y, axle mtg.	1
815233	Washer	1	805189	. Bushing	2
815234	Shield, felt dust	1	807439	. Fitting, grease	2
816659	Key	1	884998	. Tube ass'y, fork	1
816951	Cup, lower bearing	1	825403	. Spring	2
884663	Fork ass'y, complete	1			

INDENTED PART NAMES INDICATE THESE PARTS ARE INCLUDED IN PRECEDING ASSEMBLY.

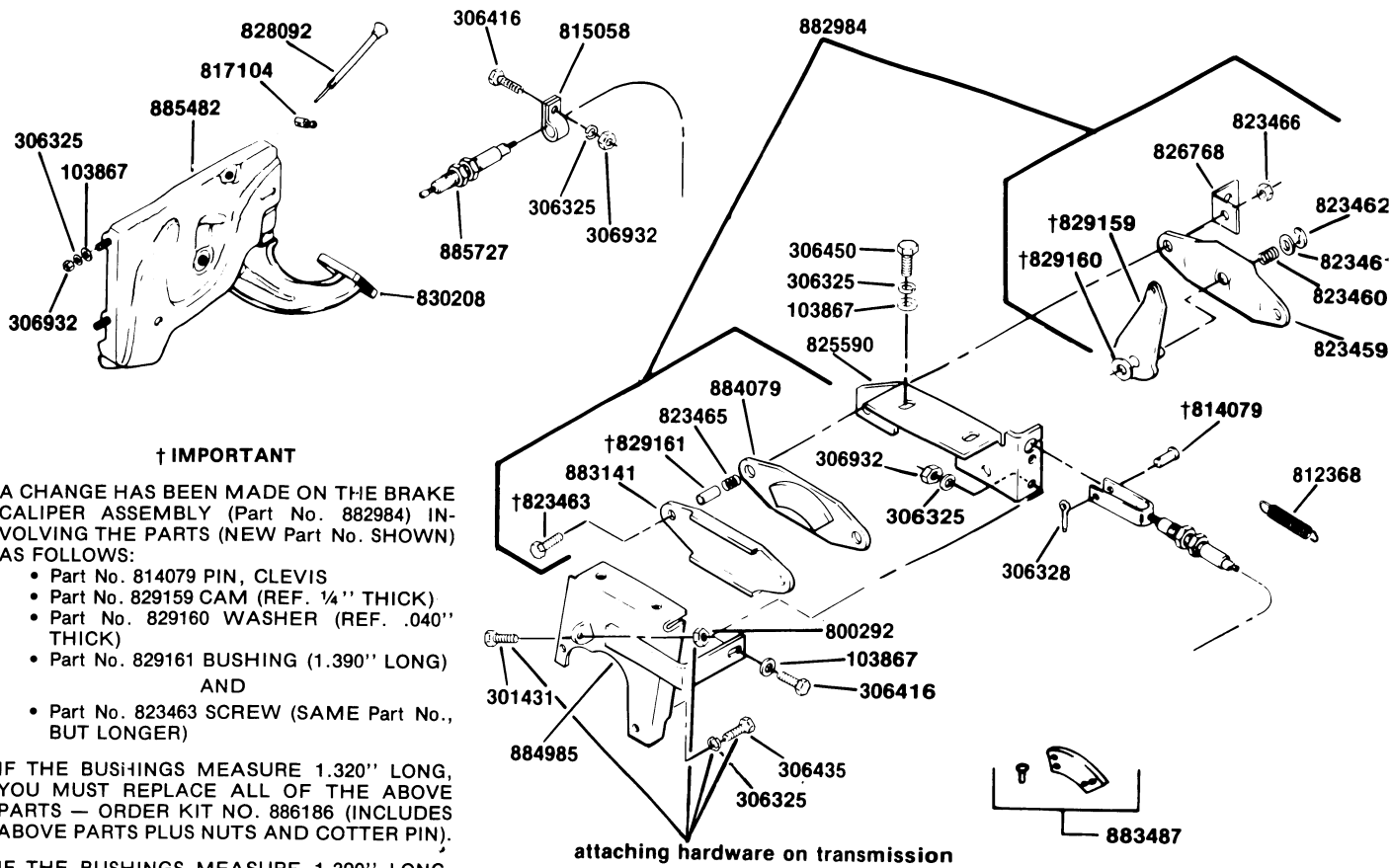
# STEERING GEAR, HORN BUTTON & WIRE ASSEMBLY



### STEERING GEAR, HORN BUTTON & WIRE ASSEMBLY

Part No.	Description	No. Req'd.	Part No.	Description	No. Req'd.
120177	Lockwasher, 3/8	5	816674	Support, steering housing, front	1
302030	Screw, 1/4-20 x 1 1/4"	3	816675	Support, steering housing, rear	1
305134	Nut, 7/8-14 jam	2	821650	Fitting, lubrication (PRIOR DESIGN)	2
306396	Lockwasher, 1/4	7	880552	Housing ass'y, upper steering gear	1
306414	Screw, 3/8-16 x 1"	3	816447	. Ring, retaining	1
306562	Nut, 3/8-16	2	816455	. Ring, retaining	1
306832	Screw, 1/4-20 x 2"	4	816456	. Bearing, ball	1
306835	Screw, 3/8-16 x 1 1/4"	2	816660	. Shaft, pinion gear	1
306981	Washer, 3/8	7	816661	. Housing, upper steering gear	1
311496	Washer	1	881199	Gear ass'y	1
603948	Nut, 1/2-20, lock	1	310546	. Pin, roll, 1/2 x 1 1/2"	1
807605	Wheel, steering	1	883317	Bolt ass'y, idler adj.	1
809255	Retainer, dust seal	2	130743	. Nut, 7/16-20	2
816446	Washer	1	884750	Wire and spring set	1
816448	Gear, steering idler cluster	1	826491	. Spring	1
816449	Washer	2	880365	. Wire and conn., horn button	1
816652	Nut, horn button	1	886883	Housing, lower steering gear	1
816653	Plate, horn button contact	1			
816654	Button, horn	1			
816659	Key	1			

INDENTED PART NAMES INDICATE THESE PARTS ARE INCLUDED IN PRECEDING ASSEMBLY.



† IMPORTANT

A CHANGE HAS BEEN MADE ON THE BRAKE CALIPER ASSEMBLY (Part No. 882984) INVOLVING THE PARTS (NEW Part No. SHOWN) AS FOLLOWS:

- Part No. 814079 PIN, CLEVIS
- Part No. 829159 CAM (REF. 1/4" THICK)
- Part No. 829160 WASHER (REF. .040" THICK)
- Part No. 829161 BUSHING (1.390" LONG) AND
- Part No. 823463 SCREW (SAME Part No., BUT LONGER)

IF THE BUSHINGS MEASURE 1.320" LONG, YOU MUST REPLACE ALL OF THE ABOVE PARTS — ORDER KIT NO. 886186 (INCLUDES ABOVE PARTS PLUS NUTS AND COTTER PIN).

IF THE BUSHINGS MEASURE 1.390" LONG, THE CALIPER IS OF LATER DESIGN. ORDER PARTS AS NEEDED.

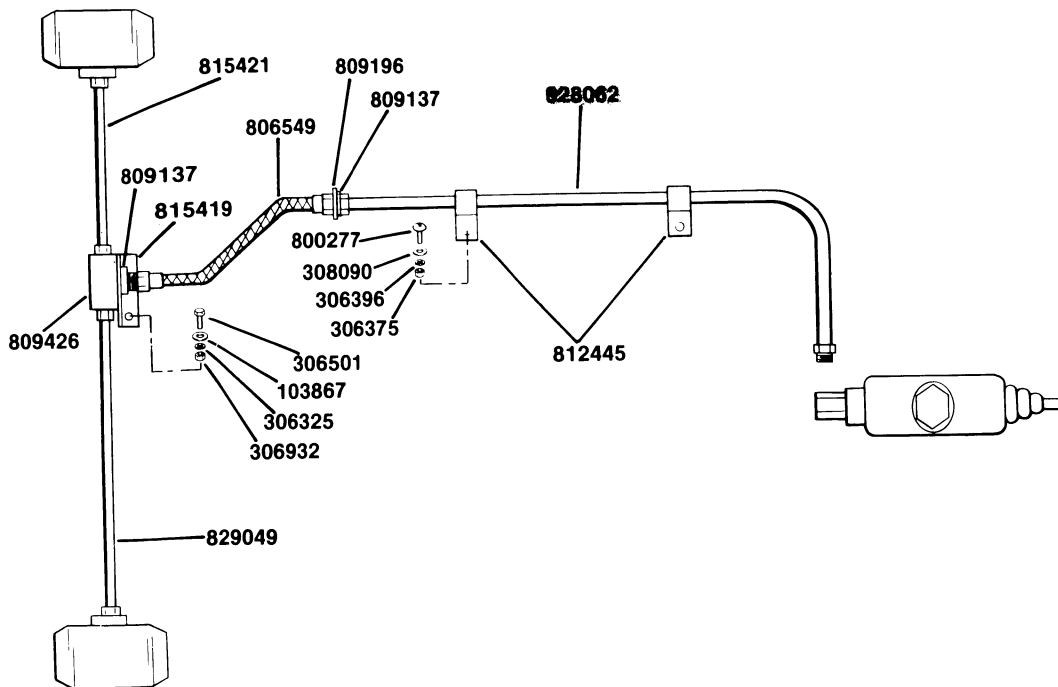
attaching hardware on transmission

**PARKING BRAKE**

Part No.	Description	No. Req'd.	Part No.	Description	No. Req'd.
103867	Washer, 5/16	5	†823463	Screw, special	2
301431	Screw, 3/8-16 x 2 1/2	1	823465	Spring	2
306325	Lockwasher, 5/16	9	823466	Nut, 3/8-24, lock	2
306328	Pin, cotter, 3/32 x 3/4	1	†829159	Cam, 30 degree	1
306416	Screw, 5/16-18 x 1	4	†829160	Washer	1
306435	Screw, 5/16-18 x 1 3/4	1	†829161	Bushing	2
306450	Screw, 5/16-18 x 3/4	2	883141	Plate, rib w/lining	1
306932	Nut, 5/16-18	6	883487	Lining set, w/rievts	1
800292	Nut, 3/8-16, centerlock	1	884079	Plate, stud, w/lining	1
812368	Spring, brake return	1	884985	Support ass'y, parking brake	1
†814079	Pin, clevis	1	885482	Lever ass'y, parking brake	1
815058	Clamp	2	830208	Pad, park brake lever	1
817104	Stop, cable	1	885727	Cable ass'y, parking brake	1
825590	Bracket, parking brake	1	†886186	Kit, caliper brake	1
826768	Bracket, return spring	1	306328	Pin, cotter, 3/32 x 3/4	1
828092	Release, parking brake	1	†814079	Pin, clevis	1
882984	Caliper ass'y, parking brake	1	†823463	Screw, special	2
823459	Bracket, cam actuator	1	823466	Nut, 3/8-24, lock	2
823460	Spring	1	†829159	Cam, 30 degree	1
823461	Washer	1	†829160	Washer	1
823462	Snap ring, external	1	†829161	Bushing	2

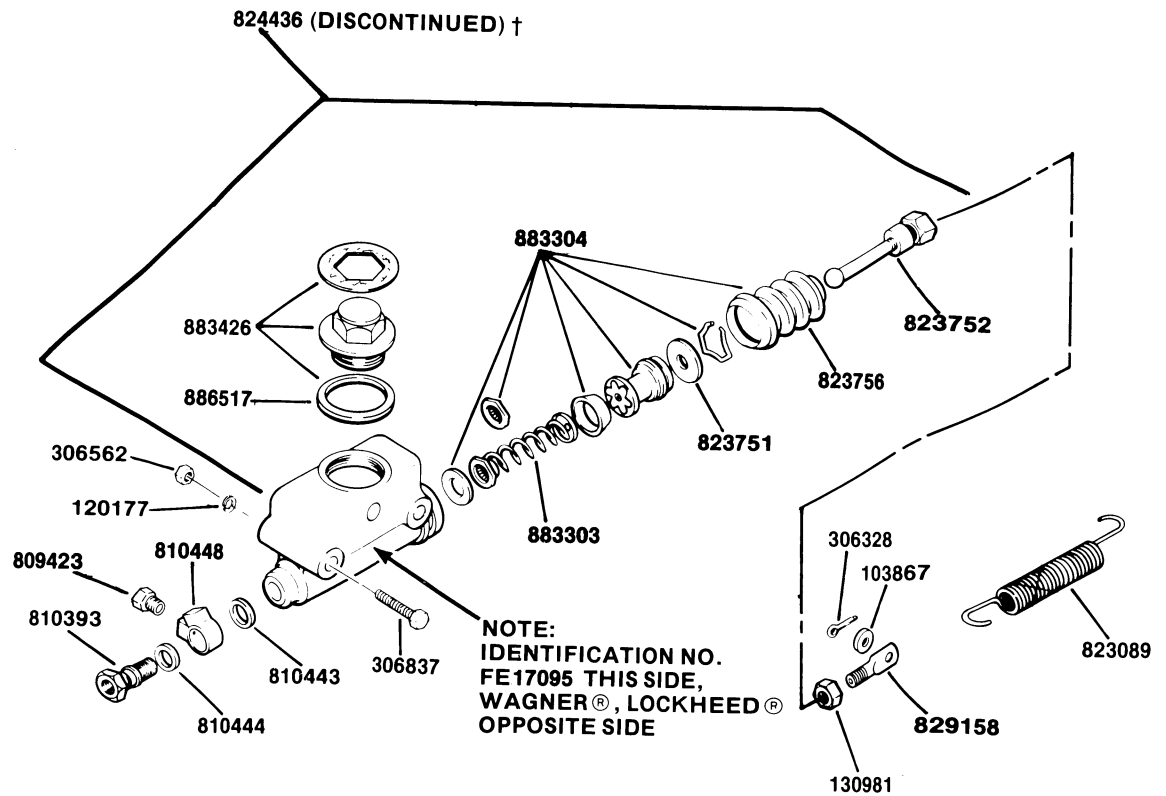
† Refer to: † **IMPORTANT** BEFORE ordering parts.

INDENTED PART NAMES INDICATE THESE PARTS ARE INCLUDED IN PRECEDING ASSEMBLY.



### HYDRAULIC BRAKE SYSTEM

Part No.	Description	No. Req'd.	Part No.	Description	No. Req'd.
103867	Washer, 5/16.....	1	809137	Clip.....	1
306325	Lockwasher, 5/16.....	1	809196	Washer.....	1
306375	Nut, 1/4-20.....	3	809426	Fitting, "T".....	1
306396	Lockwasher, 1/4.....	3	812445	Clamp.....	3
306501	Screw, 5/16-18 x 1 1/2.....	1	815419	Bracket, mounting.....	1
306932	Nut, 5/16-18.....	1	815421	Line, brake, left rear.....	1
308090	Washer, 1/4.....	3	828062	Line, brake, rear.....	1
800277	Screw, 1/4-20 x 5/8, P.T.H.....	3	829049	Line, brake, right rear.....	1
806549	Hose, flexible, rear brake.....	1			



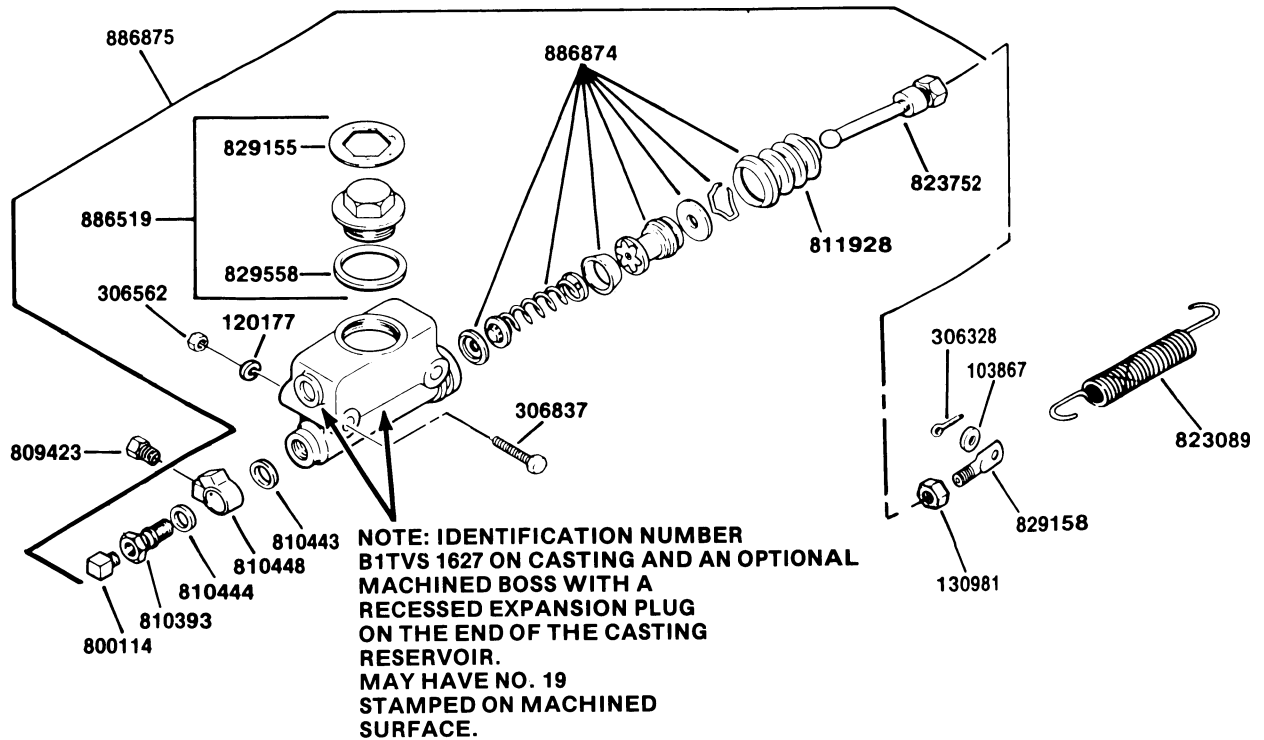
**DISCONTINUED OLD STYLE MASTER CYLINDER  
PART NO. 824436 †  
AND  
BRAKE ROD**

Part No.	Description	No. Req'd.	Part No.	Description	No. Req'd.
103867	Washer, 5/16.....	1	823089	Spring, brake pedal return.....	1
120177	Lockwasher, 3/8.....	2	†824436	Master brake cylinder, complete..	Disc.
130981	Nut, 7/16-20.....	1	811929	. Gasket, filler cap.....	1
306328	Pin, cotter, 3/32 x 3/4.....	1	823751	. Plate, piston stop.....	1
306562	Nut, 3/8-16.....	2	823752	. Rod, push.....	1
306832	Screw, 3/8-16 x 3.....	2	883303	. Spring assembly.....	1
809423	Plug.....	1	883304	. Repair kit (includes parts shown)	1
810393	Fitting, screw.....	1	823756	.. Boot.....	1
810443	Washer, sealing, inner.....	1	883426	. Cap, filler w/gasket and label..	1
810444	Washer, sealing, outer.....	1	886517	.. Gasket.....	1
810448	Fitting, brass "U".....	1	829158	Rod, master cylinder brake.....	1

† Use Part No. 886875.

INDENTED PART NAMES INDICATE THESE PARTS ARE INCLUDED IN PRECEDING ASSEMBLY.

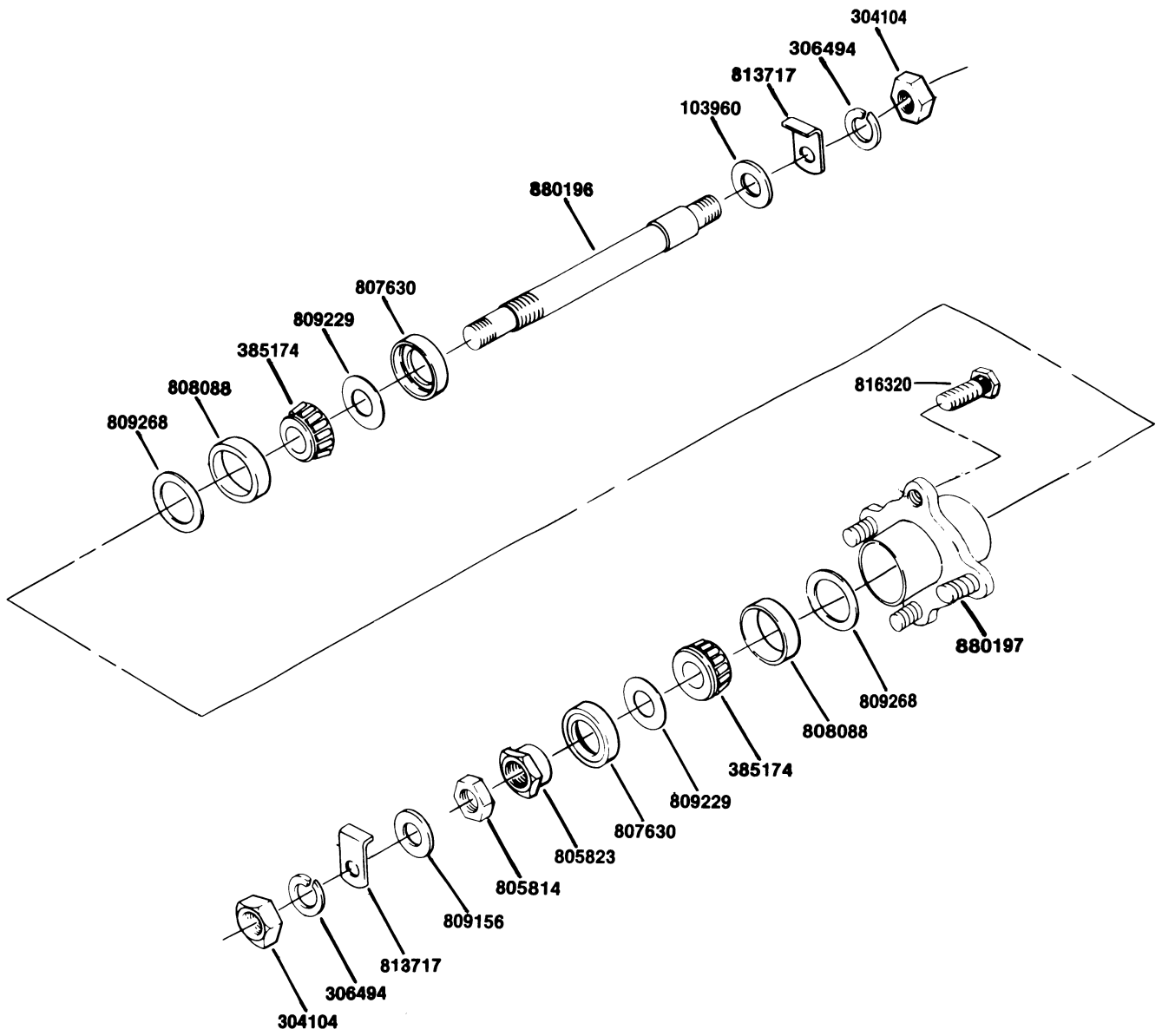




**NEW STYLE 3/4" BORE MASTER CYLINDER  
PART NO. 886875  
AND  
BRAKE ROD**

Part No.	Description	No. Req'd.	Part No.	Description	No. Req'd.
103867	Washer, 5/16	1	810443	Washer	1
120177	Lockwasher, 3/8	2	810444	Washer	1
130981	Nut, 7/16-20	1	810448	Fitting, brass, "U"	1
306328	Pin, cotter, 3/32 x 3/4	1	823752	Rod, push	1
306562	Nut, 3/8-16	2	886519	Plug, set, filler (includes parts shown)	1
306837	Screw, 3/8-16 x 3	2	829155	Label, warning	1
809423	Plug	1	829558	Gasket, filler plug	1
823089	Spring, brake pedal return	1	886874	Kit, repair (includes parts shown)	1
829158	Rod, master cylinder brake	1	811928	Boot	1
886875	Cylinder, master brake, complete	1			
800114	Plug, N.P.T. sq. hd.	1			
810393	Bolt	1			

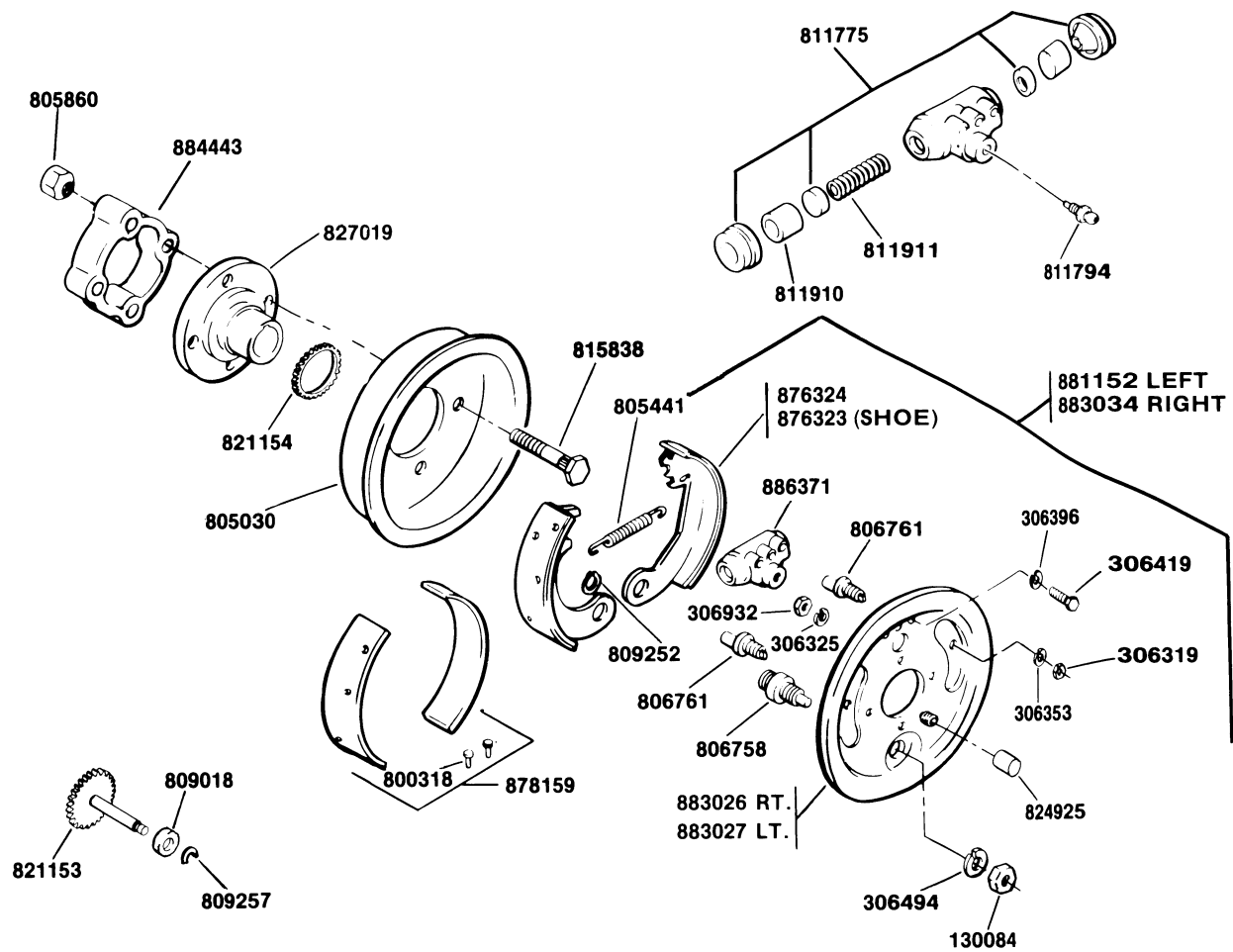
INDENTED PART NAMES INDICATE THESE PARTS ARE INCLUDED IN PRECEDING ASSEMBLY.



**FRONT HUB AND AXLE**

Part No.	Description	No. Req'd.	Part No.	Description	No. Req'd.
103960	Washer, 3/4 . . . . .	1	809229	Flinger, grease seal . . . . .	2
304104	Nut, 5/8-18. . . . .	2	813717	Lock, axle . . . . .	2
306494	Lockwasher, 5/8 . . . . .	2	880196	Axle ass'y, front . . . . .	1
385174	Cone bearing . . . . .	2	880197	Hub ass'y w/cups, backing rings and screws . . . . .	1
805814	Nut, bearing adj. . . . .	1	808088	. Cup, bearing . . . . .	1
805823	Nut, bearing adj. . . . .	1	809268	. Ring, bearing backing . . . . .	2
807630	Seal, grease . . . . .	2	816320	. Screw, hub . . . . .	4
809156	Washer, special . . . . .	1			

INDENTED PART NAMES INDICATE THESE PARTS ARE INCLUDED IN PRECEDING ASSEMBLY.

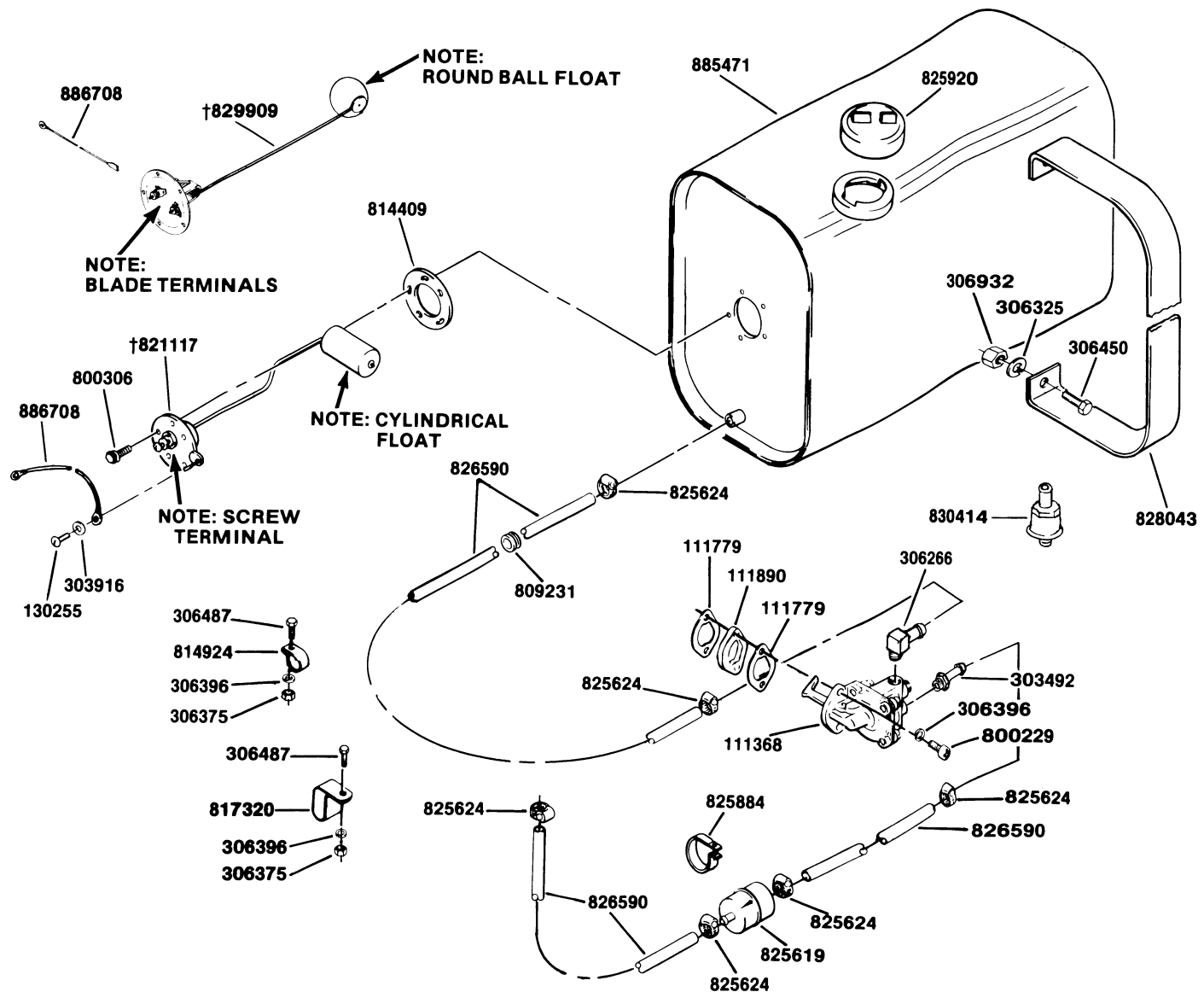


**REAR BRAKE, REAR HUB, SPACER, WHEEL CYLINDER †  
AND  
WHEEL CYLINDER REPAIR PARTS**

Part No.	Description	No. Req'd.	Part No.	Description	No. Req'd.
306325	Lockwasher, 5/16	4	306319	Nut, 3/8-24	2
306932	Nut, 5/16-18	4	306353	Lockwasher, 3/8	2
805030	Drum, brake	1	306396	Lockwasher, 1/4	2
805860	Nut, wheel retaining	4	306419	Screw, 1/4-20 x 1/2	2
809018	Bushing, speedometer gear	1	306494	Lockwasher, 5/8	1
809257	Ring, speedometer gear retaining	1	805441	Spring	1
815838	Screw, wheel retaining	4	806758	Pin, heel	1
821153	Gear, speedometer driven	1	806761	Pin, adjustment	2
821154	Gear, speedometer	1	809252	Ring, retaining	1
824925	Cover, speedometer shaft	1	876324	Brake shoe w/lining	2
827019	Hub, wheel	1	876323	Brake shoe	1
878159	Lining set, brake	1	883026	Backing plate (dust cover) RIGHT	1
800318	Rivet	12			
884443	Spacer	1	or		
881152	Backing plate (dust cover) w/brake shoes, complete, LEFT	1	883027	Backing plate (dust cover) LEFT	1
or			886371	Cylinder, wheel	1
883034	Backing plate (dust cover) w/brake shoes, complete, RIGHT	1	811775	Repair kit, wheel cylinder	1
130084	Nut, 5/8-18	1	811794	Screw, bleeder	1
			811910	Piston, wheel cylinder	2
			811911	Spring, wheel cylinder	1

† Indicated quantity is for each wheel brake.

INDENTED PART NAMES INDICATE THESE PARTS ARE INCLUDED IN PRECEDING ASSEMBLY.



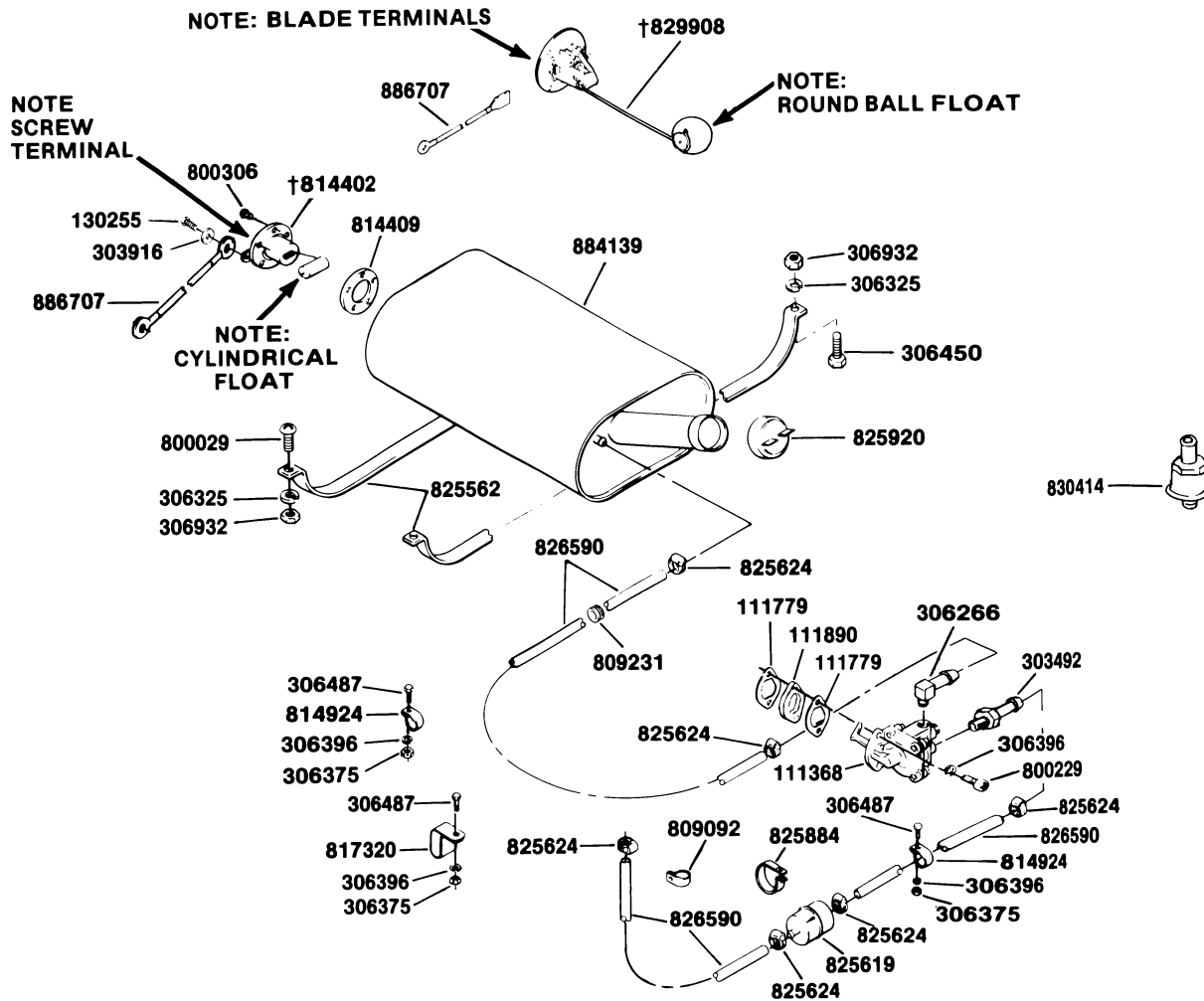
**FUEL SYSTEM  
(MODEL 898530)**

Part No.	Description	No. Req'd.	Part No.	Description	No. Req'd.
111368	Pump, fuel .....	1	814409	Gasket .....	1
111779	Gasket .....	2	814924	Clamp .....	1
111890	Block, insulator .....	1	817320	Clamp .....	1
130255	Screw, #10-24 x 1/2 .....	1	†821117	Sending unit, fuel tank .....	1
303492	Nipple, straight .....	1	825619	Filter, fuel .....	1
303916	Washer, #10 .....	1	825624	Clamp .....	6
306266	Nipple, 90° .....	1	825884	Clamp .....	1
306325	Lockwasher, 5/16 .....	2	825920	Cap, fuel tank .....	1
306375	Nut, 1/4-20 .....	2	826590	Hose, fuel line (25') .....	As Req'd.
306396	Lockwasher, 1/4 .....	4			
306450	Screw, 5/16-18 x 3/4 .....	2	828043	Band, fuel tank .....	1
306487	Screw, 1/4-20 x 1/2 .....	2	†829909	Sending unit, fuel tank .....	1
306932	Nut, 5/16-18 .....	2	830414	Filter, fuel .....	1
800229	Screw, 1/4-20 x 1, filister hd. ....	2	885471	Tank ass'y, fuel .....	1
800306	Screw, self sealing .....	5	886708	Wire ass'y, fuel gage ground ....	1
809231	Grommet .....	1	*829707	. Terminal .....	1

\* Not illustrated.

† Identify BEFORE ordering parts.

INDENTED PART NAMES INDICATE THESE PARTS ARE INCLUDED IN PRECEDING ASSEMBLY.



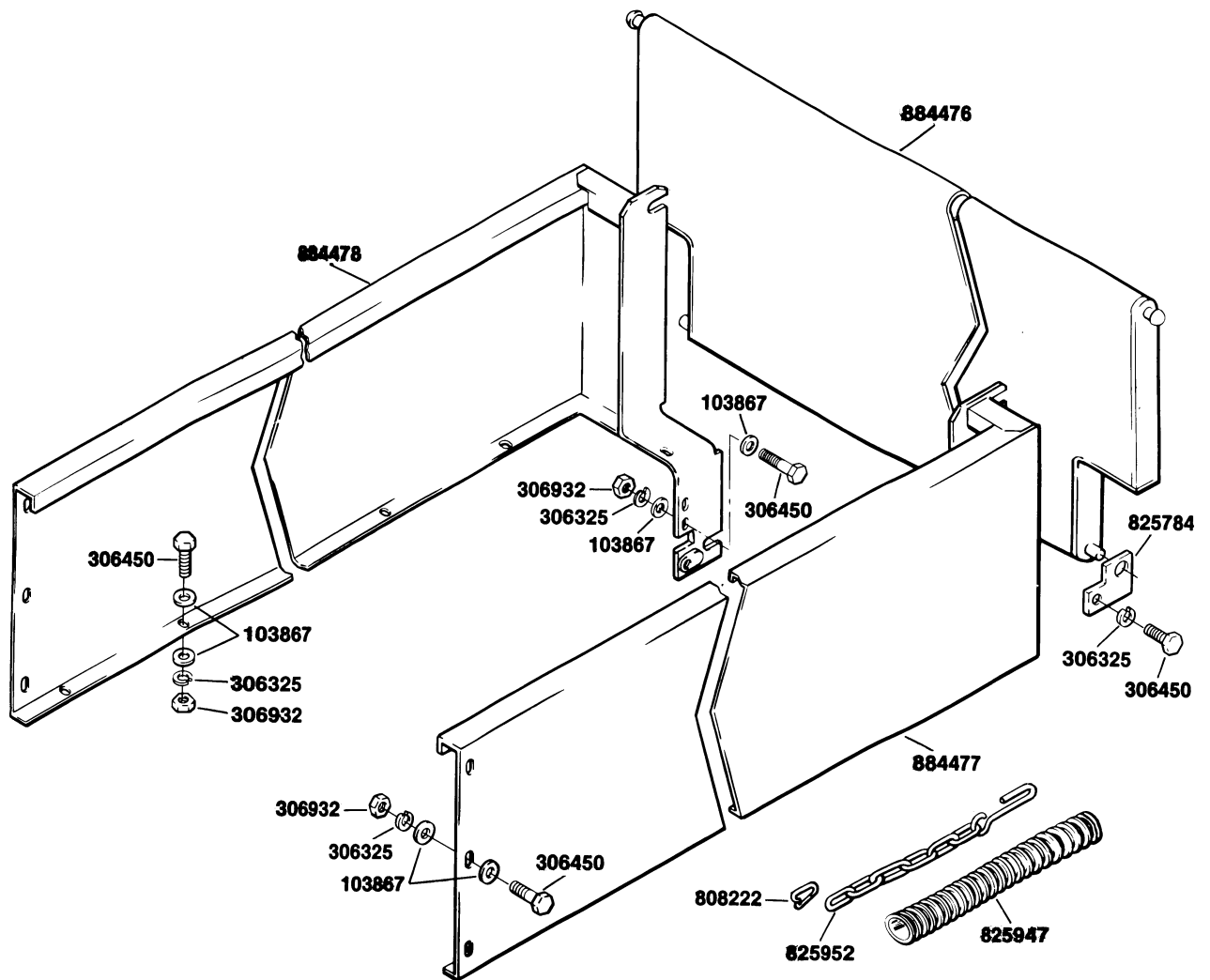
**FUEL SYSTEM  
(MODEL 898531)**

Part No.	Description	No. Req'd.	Part No.	Description	No. Req'd.
111368	Pump, fuel	1	809231	Grommet	1
111779	Gasket	2	†814402	Sending unit, fuel tank	1
111890	Block, insulator	1	814409	Gasket	1
130255	Screw, #10-24 x 1/4"	1	814924	Clamp	2
303492	Nipple, straight	1	817320	Clamp	1
303916	Washer, #10	1	825562	Band, fuel tank mtg.	2
306266	Nipple, 90°	1	825619	Filter, fuel	1
306325	Lockwasher, 5/16	4	825624	Clamp	6
306375	Nut, 1/4-20	4	825884	Clamp	1
306396	Lockwasher, 1/4	6	825920	Cap, fuel tank	1
306450	Screw, 5/16-18 x 3/4"	2	826590	Hose, fuel line (25')	As Req'd.
306487	Screw, 1/4-20 x 1/2"	4	†829908	Sending unit, fuel tank	1
306932	Nut, 5/16-18	4	830414	Filter, fuel	1
800029	Screw, 5/16-18 x 2", P.T.H.	2	884139	Tank ass'y, fuel	1
800229	Screw, 1/4-20 x 1, filister hd.	2	886707	Wire ass'y, fuel gage gnd.	1
800306	Screw, self sealing	5	*829707	. Terminal	1
809092	Clamp	2			

\* Not illustrated.

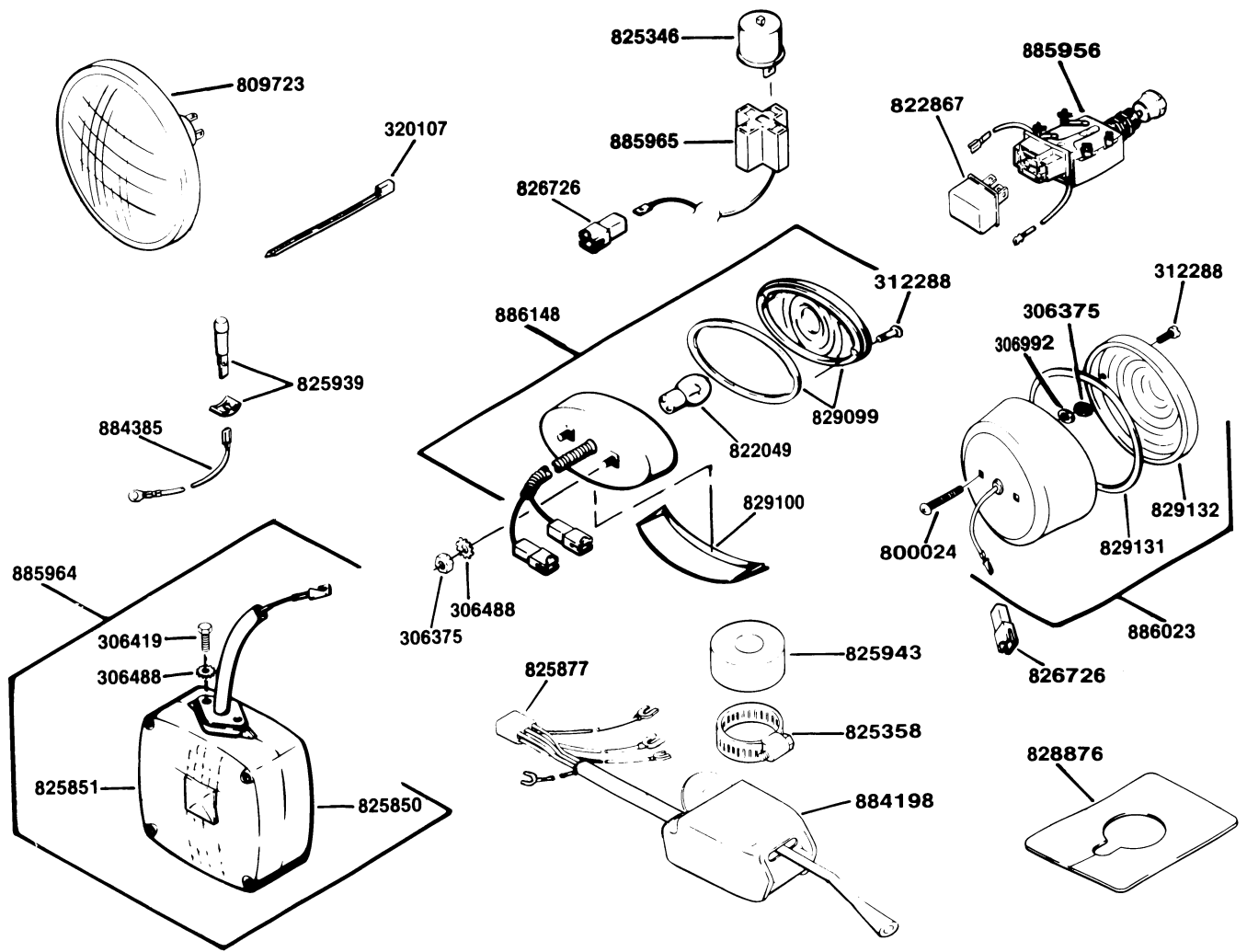
† Identify type BEFORE ordering.

INDENTED PART NAMES INDICATE THESE PARTS ARE INCLUDED IN PRECEDING ASSEMBLY.



**BOLT ON SIDES w/TAILGATE**

Part No.	Description	No. Req'd.	Part No.	Description	No. Req'd.
103867	Washer, 5/16.....	48	825947	Cover, chain.....	2
306325	Lockwasher, 5/16.....	26	825952	Chain, tailgate.....	2
306450	Screw, 5/16-18 x 3/4''.....	26	884476	Tailgate assembly.....	1
306932	Nut, 5/16-18.....	24	884477	Panel assembly, box, left.....	1
808222	Link, tailgate chain connector.....	2	884478	Panel assembly, box, right.....	1
825784	Retainer, tailgate.....	2			



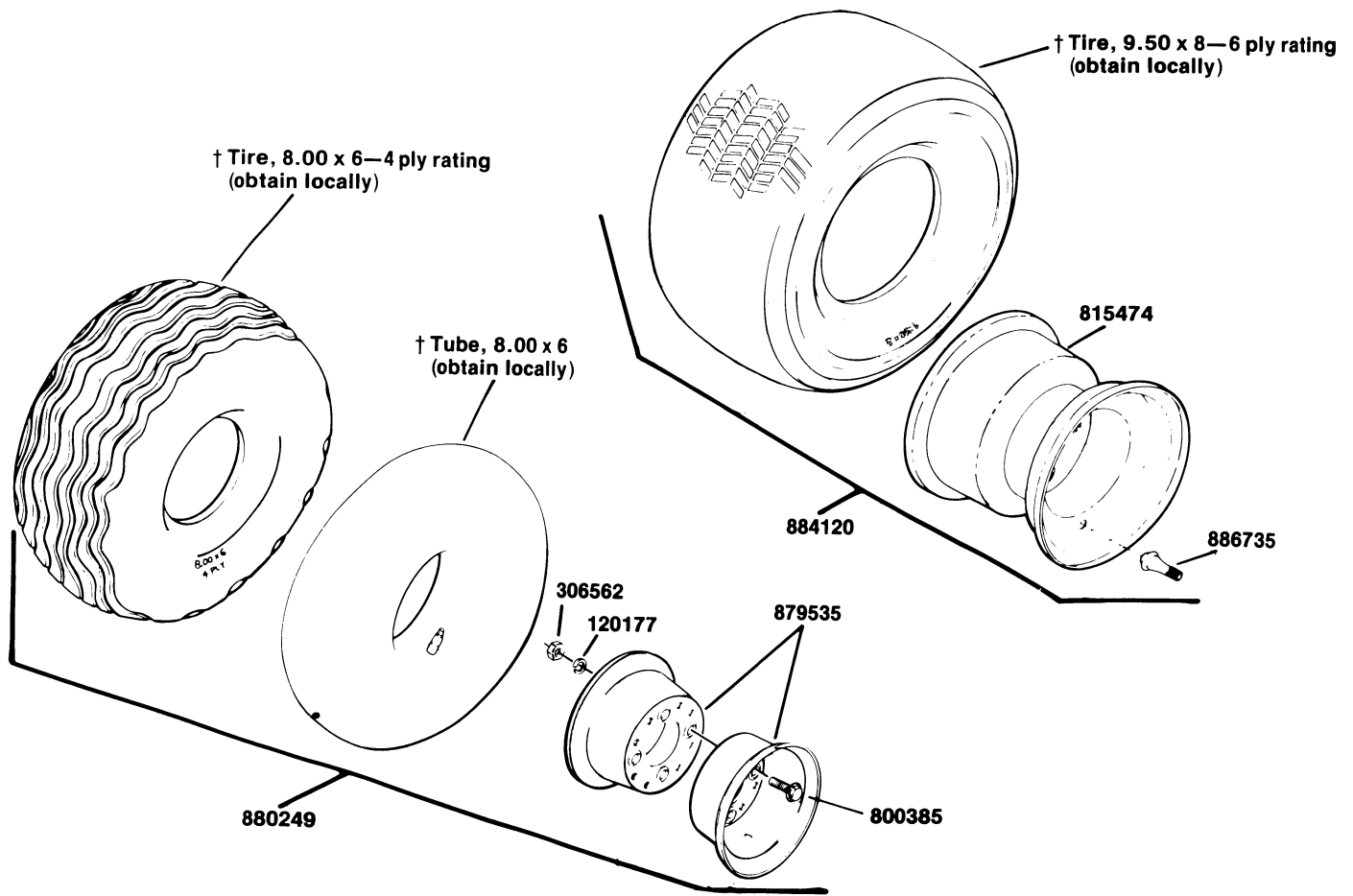
**HEADLIGHT, STOP LAMP, TAILLIGHT AND  
ACCESSORY TURN SIGNAL SET**

Part No.	Description	No. Req'd.	Part No.	Description	No. Req'd.
306375	Nut, 1/4-20 . . . . .	4	884385	Wire ass'y, indicator light ground . . . . .	1
306488	Lockwasher, 1/4 shkpf. . . . .	2	*884741	Grapho w/ bottle . . . . .	1
306992	Lockwasher, 1/4, shkpf. . . . .	2	885956	Switch ass'y, hazard warning . . . . .	1
800024	Screw, 1/4-20 x 1 1/2, P.T.H. . . . .	2	885964	Lamp ass'y, front turn signal . . . . .	2
809723	Headlight . . . . .	2	306419	Screw, 1/4-20 x 1/2 . . . . .	2
826726	Connector . . . . .	1	306488	Lockwasher, 1/4, shkpf. . . . .	2
828876	Filler, dash . . . . .	1	825850	Lens, black . . . . .	1
885904	Turn signal set, complete . . . . .	1	825851	Lens, amber . . . . .	1
306375	Nut, 1/4-20 . . . . .	2	*	Bulb, #1156 (obtain locally) . . . . .	1
306488	Lockwasher, 1/4, shkpf. . . . .	2	885965	Wire ass'y, flasher . . . . .	1
320107	Tie, wire, (7'') . . . . .	2	†886148	Light ass'y, rear . . . . .	1
822867	Flasher, hazard warning . . . . .	1	312288	Screw, #6-32 x 5/8 . . . . .	2
825346	Flasher, turn signal . . . . .	1	822049	Bulb, #1157 . . . . .	1
825358	Clamp . . . . .	1	829099	Kit, lens and gasket . . . . .	1
825939	Light, hazard warning indicator . . . . .	1	829100	Lens, license illuminator . . . . .	1
825943	Hub . . . . .	1	886023	Lamp ass'y, stop . . . . .	1
826726	Connector . . . . .	1	312288	Screw, #6-32 x 5/8 . . . . .	2
884198	Switch ass'y, turn signal . . . . .	1	829131	Gasket . . . . .	1
*824692	Bracket, switch mounting . . . . .	1	829132	Lens . . . . .	1
*824693	Bulb, miniature lamp . . . . .	1	*	Bulb, #1156 (obtain locally) . . . . .	1
825877	Connector, 6 way contact . . . . .	1			

† One light assembly is standard on vehicle.

\* Not illustrated.

INDENTED PART NAMES INDICATE THESE PARTS ARE INCLUDED IN PRECEDING ASSEMBLY.



**TIRES, TUBES, WHEELS AND  
ACCESSORY SETS**

Part No.	Description	No. Req'd.	Part No.	Description	No. Req'd.
880249	Tire, tube and wheel set		879535	. Wheel set, 8.00x6 (includes both halves)	1
120177	. Lockwasher, 3/8	8	†	. Tire, 8.00x6, 4 ply rating	1
306562	. Nut, 3/8-16	8	†	. Tube, 8.00x6	1
800385	. Screw, 3/8-16 x 3/4, flangelock.	8			

† Obtain locally.

INDENTED PART NAMES INDICATE THESE PARTS ARE INCLUDED IN PRECEDING ASSEMBLY.

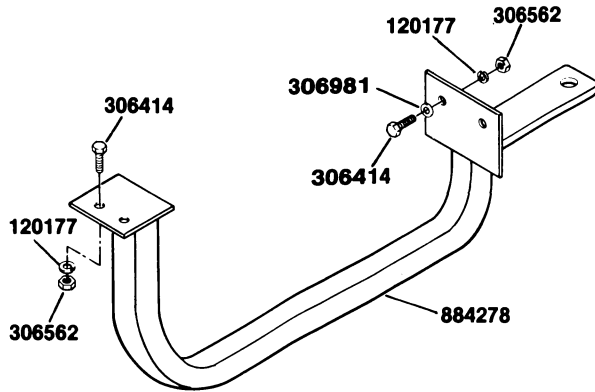
Part No.	Description	No. Req'd.	Part No.	Description	No. Req'd.
884120	Tire and wheel set		†	. Tire, 9.50x8 6 ply rating, sofrac.	1
815474	. Wheel, 9.50x8	1			
886735	. Stem, valve	1			

† Obtain locally.

INDENTED PART NAMES INDICATE THESE PARTS ARE INCLUDED IN PRECEDING ASSEMBLY.




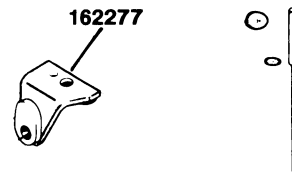
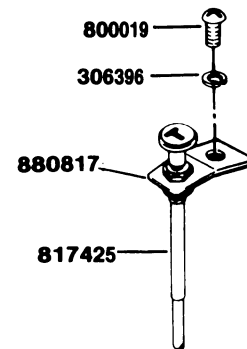
## TOW HITCH



Part No.	Description	No. Req'd.
120177	Lockwasher, 3/8 .....	4
306414	Screw, 3/8-16 x 1" .....	4
306562	Nut, 3/8-16 .....	4
306981	Washer, 3/8 .....	2
884278	Hitch ass'y, tow .....	1

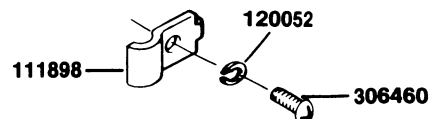
## ACCESSORY HAND THROTTLE SET

Part No.	Description	No. Req'd.
884972	Hand throttle cable set .....	1
111898	. Clamp .....	1
120052	. Lockwasher, #10 .....	1
162277	. Bracket .....	1
306396	. Lockwasher, 1/4, medium .....	1
306460	. Screw, #10-24 x 3/8, rd. hd. ....	1
800019	. Screw, 1/4-20 x 1/2, P.T.H. ....	1
817104	. Stop, cable .....	1
817425	. Cable, throttle, locking .....	1
*826728	. Decal, warning .....	1
880817	. Plate assembly .....	1

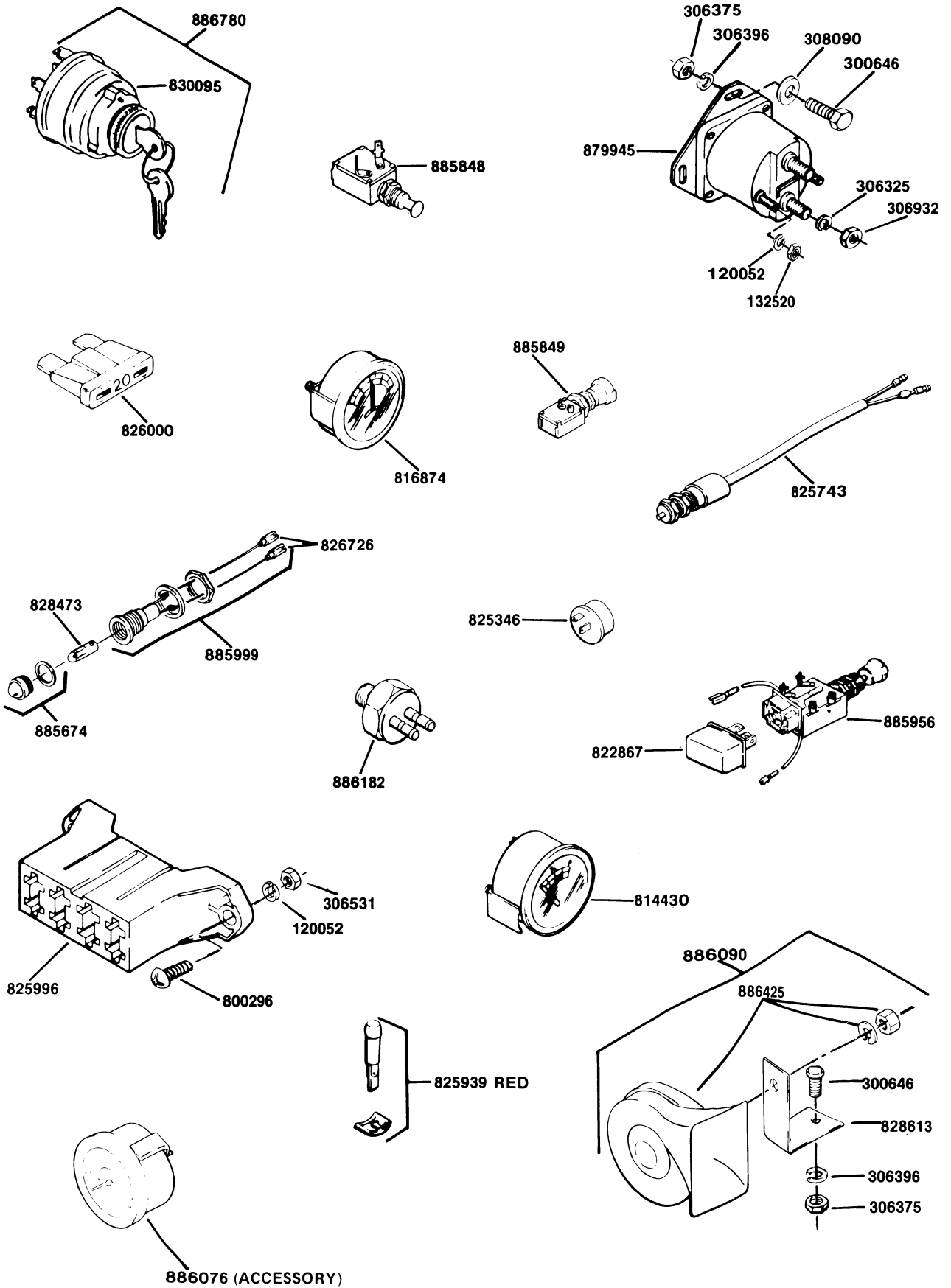


\* Not illustrated.

INDENTED PART NAMES INDICATE THESE PARTS ARE INCLUDED IN PRECEDING ASSEMBLY.



**ELECTRICAL COMPONENTS, FLASHERS, GAUGES, HORN, SOLENOID, SWITCHES AND TACHOMETER**



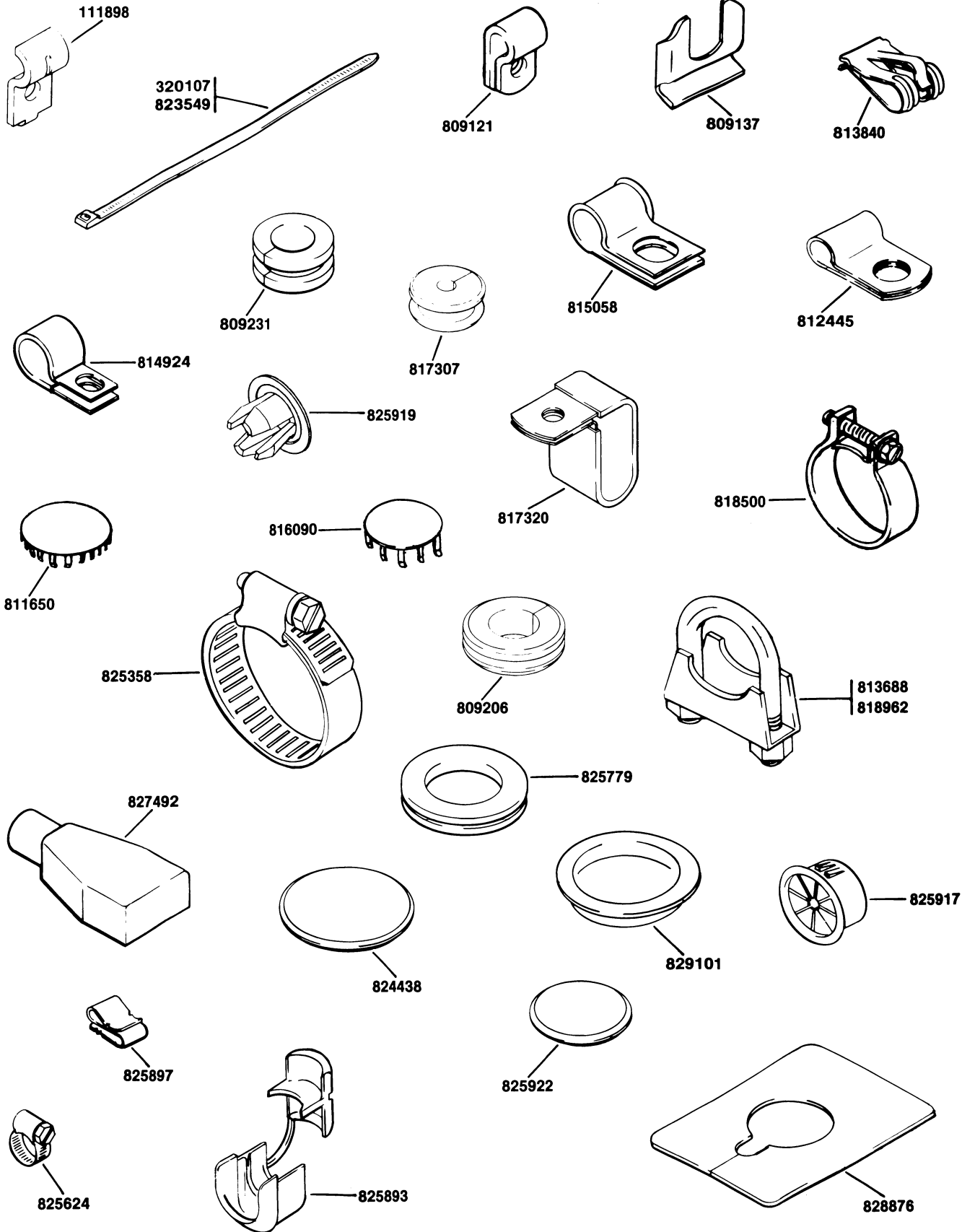
**ELECTRICAL COMPONENTS, FLASHERS, GAUGES, HORN,  
SOLENOID, SWITCHES AND TACHOMETER**

Part No.	Description	No. Req'd.	Part No.	Description	No. Req'd.
120052	Lockwasher, #10 .....	2	306325	. Lockwasher, 5/16 .....	2
300646	Screw, 1/4-20 x 3/4 .....	6	306932	. Nut, 5/16-18 .....	2
306375	Nut, 1/4-20 .....	6	885674	Lens cap w/ gasket (OIL LIGHT) ..	1
306396	Lockwasher, 1/4 .....	6	885848	Switch, light .....	1
306531	Nut, #10-24 .....	2	885849	Switch, heater .....	1
308090	Washer, 1/4 .....	2	885956	Switch assembly, hazard warning ..	1
800296	Screw, #10-24 x 3/4, P.T.H. ....	2	885999	Socket assembly, light (OIL) ....	1
814430	Gauge, fuel .....	1	826726	. Connector, single .....	2
816874	Ammeter, 60-0-60 .....	1	886076	Tachometer (accessory) .....	1
822867	Flasher, hazard .....	1	886090	Horn kit, complete .....	1
825346	Flasher, turn signal .....	1	*825748	. Terminal, female .....	2
825743	Switch, safety starting .....	1	*825880	. Connector, single contact .....	2
825939	Flasher indicator light (RED) .....	1	828613	. Bracket, horn .....	1
825996	Fuse holder .....	1	886425	. Horn w/ mounting hardware ...	1
826000	Fuse, 20 amp .....	4	886182	Brake light switch kit .....	1
828473	Bulb, miniature (No. 1893) .....	1	886780	Ignition switch set, complete ...	1
879945	Solenoid .....	1	830095	. Switch, ignition .....	1
120052	. Lockwasher, #10 .....	2	*886779	. Connector and wire assembly ..	1
132520	. Nut, #10-32 .....	2	*830090	.. Connector .....	1

\* Not illustrated.

INDENTED PART NAMES INDICATE THESE PARTS ARE INCLUDED IN PRECEDING ASSEMBLY.

**BATTERY TERMINAL COVER, CLAMPS, CLIPS, DASH FILLER,  
ELECTRICAL BUSHINGS, GROMMETS, HOLE PLUGS AND TIES**



**BATTERY TERMINAL COVER, CLAMPS, CLIPS, DASH FILLER,  
ELECTRICAL BUSHING, GROMMETS**

Part No.	Description	No. Req'd.	Part No.	Description	No. Req'd.
111898	Clamp .....	1	818962	Clamp, exhaust and heat exchanger .....	6
320107	Tie, wire, 6'' .....	3	823549	Tie, wire, 14'' .....	2
809121	Clamp, brake cable .....	1	824438	Plug, tachometer hole .....	1
809137	Clip, brake line connector .....	2	825358	Clamp, turn signal switch .....	1
809206	Grommet, main harness .....	1	825624	Clamp, fuel hose .....	6
809231	Grommet, fuel hose .....	2	825779	Grommet, defroster hose .....	1
811650	Plug, hole, switch .....	2	825893	Bushing, wiring (for 1 3/16'' dia. hole) .....	1
812445	Clip, choke cable and hydraulic line .....	6	825897	Clip, 6 way connector .....	1
813688	Clamp, exhaust .....	3	825917	Bushing, wiring (for 1'' dia. hole) .....	4
813840	Clip, harness .....	3	825919	Plug, hole .....	2
814924	Clamp, fuel hose and cable .....	4	825922	Plug, hole .....	3
815058	Clamp, wire .....	2	827492	Cover, terminal .....	1
816090	Plug, hole, kick panel .....	2	828876	Filler, dash .....	1
817307	Grommet, hydraulic line .....	1	829101	Plug, dash panel hole .....	1
817320	Clamp, hose .....	1			
818500	Clamp, hose and tubes .....	16			





**SAFETY  
WARNING**

1 TOP -HEAVY LOADS CAN CAUSE UPSET AND SERIOUS INJURY .  
700 lbs. MAXIMUM LOAD IN VICON SPREADER.  
FOR 700 lbs. OF SAND-FILL VICON SPREADER LEVEL WITHIN 6" OF TOP.  
2 TO PREVENT INJURY TO YOU OR OTHERS. DO NOT OPERATE SPREADER WITHOUT CHAIN GUARD IN PLACE. DO NOT MAKE ADJUSTMENTS WITH ENGINE RUNNING.

829498

**WARNING**

**THIS VEHICLE IS EQUIPPED WITH A CENTRIFUGAL CLUTCH. TO PREVENT EXCESS WEAR OF LINING, DO NOT START VEHICLE IN MOTION IN HIGH(3rd) GEAR. FOR STARTING UP HILLS, USE LOW(1st) GEAR.**

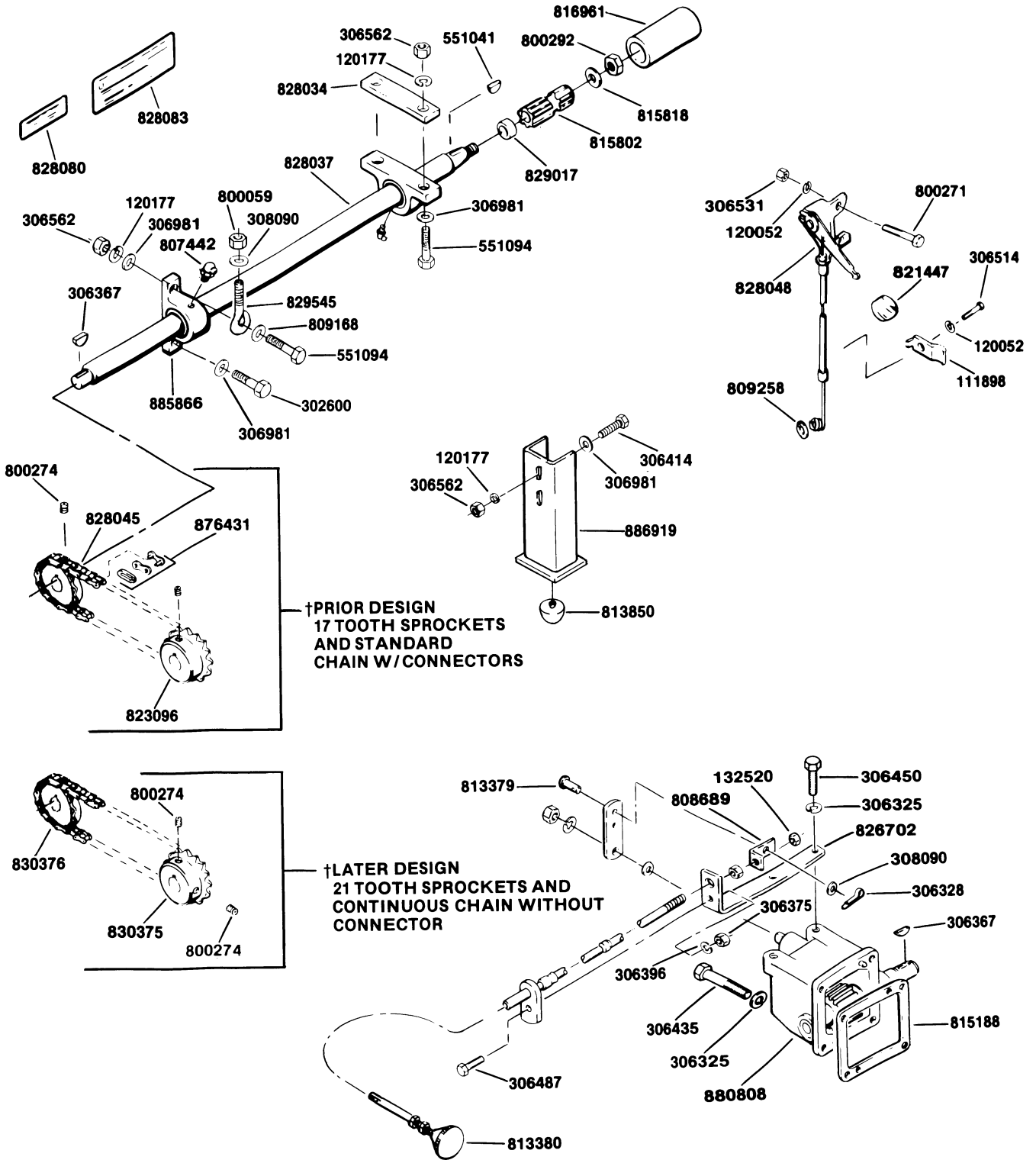
829405

829405

**DECALS**

Part No.	Description	No. Req'd.	Part No.	Description	No. Req'd.
111332	Decal, air cleaner .....	1	826501	Decal, cab safety warning .....	1
519792	Decal, ON-OFF .....	1	826538	Decal, dump safety .....	2
519842	Decal, operating instructions....	1	826620	Decal, operation, safety warning	1
816991	Decal, alternator warning .....	1	826728	Decal, throttle safety warning ...	1
821071	Decal, identification .....	1	828067	Decal, hydraulic control .....	1
822567	Decal, gate .....	1	828080	Decal, P.T.O.....	1
823660	Decal, spiker safety.....	1	828081	Decal, auxiliary transmission	
824808	Decal, Aerator, safety.....	1		safety warning .....	1
824970	Decal, CUSHMAN (large) .....	2	828082	Decal, governor and throttle	
825429	Decal, ground speed-PTO (RMP)	1		control.....	1
825431	Decal, Top Dresser, safety warn- ing .....	1	828083	Decal, P.T.O. operating instruc- tion .....	1
825622	Decal, brake fluid, safety warning	1	828516	Decal, centrifugal clutch safety	
825684	Decal, safety warning .....	2		warning .....	1
825694	Decal, Greensaver.....	1	828899	Decal, CUSHMAN (small) white.	1
825709	Decal, cylinder lock safety warn- ing .....	1	828913	Decal, parking brake release ....	1
825912	Decal, shift pattern .....	1	829367	Decal, control valve.....	1
826197	Decal, pump refilling .....	1	829405	Decal, centrifugal clutch .....	1
			829498	Decal, safety .....	1

**ACCESSORY**  
**POWER TAKE OFF W/SHAFT EXTENSION, ALSO MODIFICATION 000683**





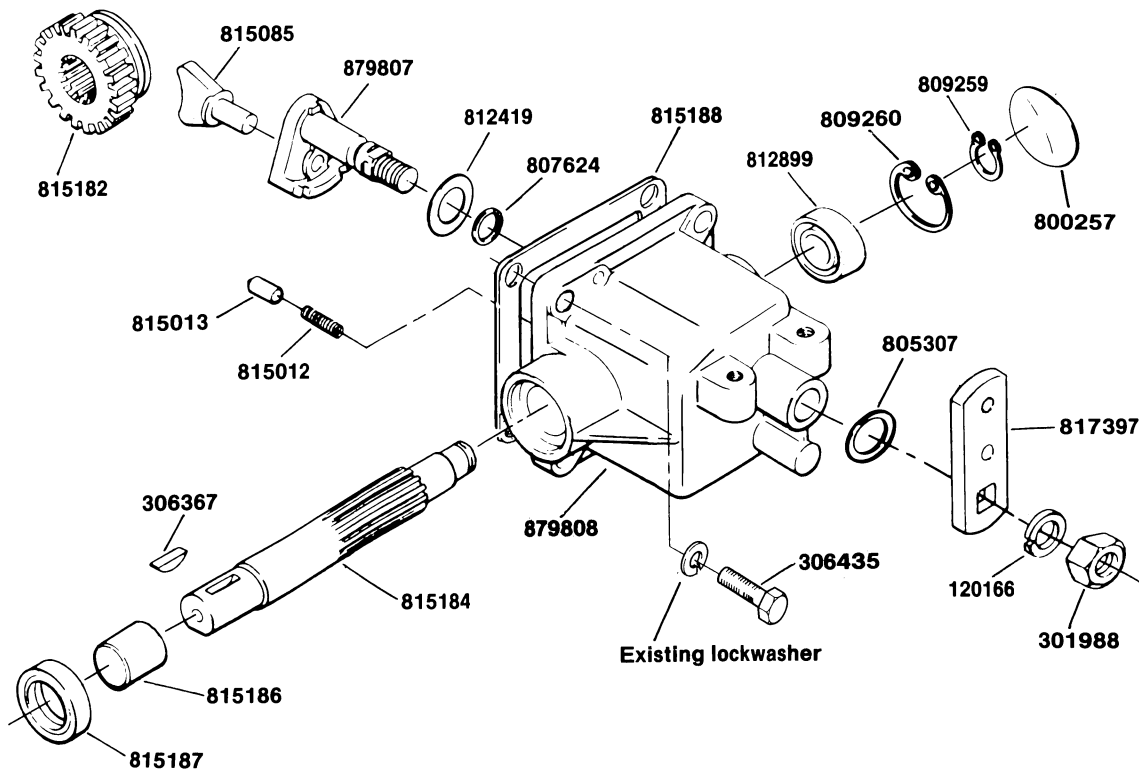
**ACCESSORY**  
**POWER TAKE OFF W/SHAFT EXTENSION**  
**ALSO**  
**MODIFICATION 000683**

Part No.	Description	No. Req'd.	Part No.	Description	No. Req'd.
885487	P.T.O. w/shaft extension set, complete	1	813379	. Pin	1
111898	. Clamp, cable	1	813380	. Cable, shifter	1
120052	. Lockwasher, #10	3	815188	. Gasket, P.T.O.	1
120177	. Lockwasher, 3/8	6	815802	. Spline, extension	1
132520	. Nut, #10-32	2	815818	. Washer, 3/8, spline	1
302600	. Screw, 3/8-16 x 1 1/2	1	816961	. Shield, spline	1
306325	. Lockwasher, 5/16	2	821447	. Knob, governor cable	1
306328	. Pin, cotter 3/32 x 3/4	1	†823096	. Sprocket, 17 tooth	2
306367	. Key, #9 Woodruff	2	800274	. Screw, set	2
306375	. Nut, 1/4-20	1	826702	. Bracket, cable support	1
306396	. Lockwasher, 1/4	1	828034	. Spacer	1
306414	. Screw, 3/8-16 x 1	2	828037	. Shaft, extension	1
306435	. Screw, 5/16-18 x 1 1/4	6	†828045	. Chain, roller (No. 40 x 33 pitches)	1
306450	. Screw, 5/16-18 x 3/4	2	828048	. Cable, governor control	1
306487	. Screw, 1/4-20 x 5/8	1	828080	. Decal, P.T.O.	1
306514	. Screw, #10-24 x 1/2	1	828083	. Decal, P.T.O. operating instructions	1
306531	. Nut, #10-24	2	829017	. Spacer, shaft	1
306562	. Nut, 3/8-16	6	829545	. Bolt, eye, chain adjustment	1
306981	. Washer, 3/8	7	†830375	. Sprocket, 21 tooth	2
308090	. Washer, 1/4	1	800274	. Screw, set	2
551041	. Key, #6, Woodruff	1	†830376	. Chain, roller (No. 40 x 38 pitches, continuous)	1
551094	. Screw, 3/8-16 x 1 3/4	3	†876431	. Link assembly, connector	1
800059	. Nut, 1/4-20, lock	1	††880808	. P.T.O. assembly	1
800271	. Screw, #10-24 x 1/2, P.T.H.	2	885866	. Block assembly, pillow	2
800292	. Nut, 3/8-16, lock	1	807442	. Fitting, lubrication	1
808689	. Bracket, cable	1	886919	. Channel assembly, upstop	1
809168	. Washer, 3/8, special	1			
809183	. Washer, 1/4, special	1			
809258	. Ring, cable retaining	1			

† 17 tooth and 21 tooth sprockets MUST be used with chain indicated. Parts are NOT interchangeable.

†† Refer to P.T.O. for replacement parts.

INDENTED PART NAMES INDICATE THESE PARTS ARE INCLUDED IN PRECEDING ASSEMBLY.

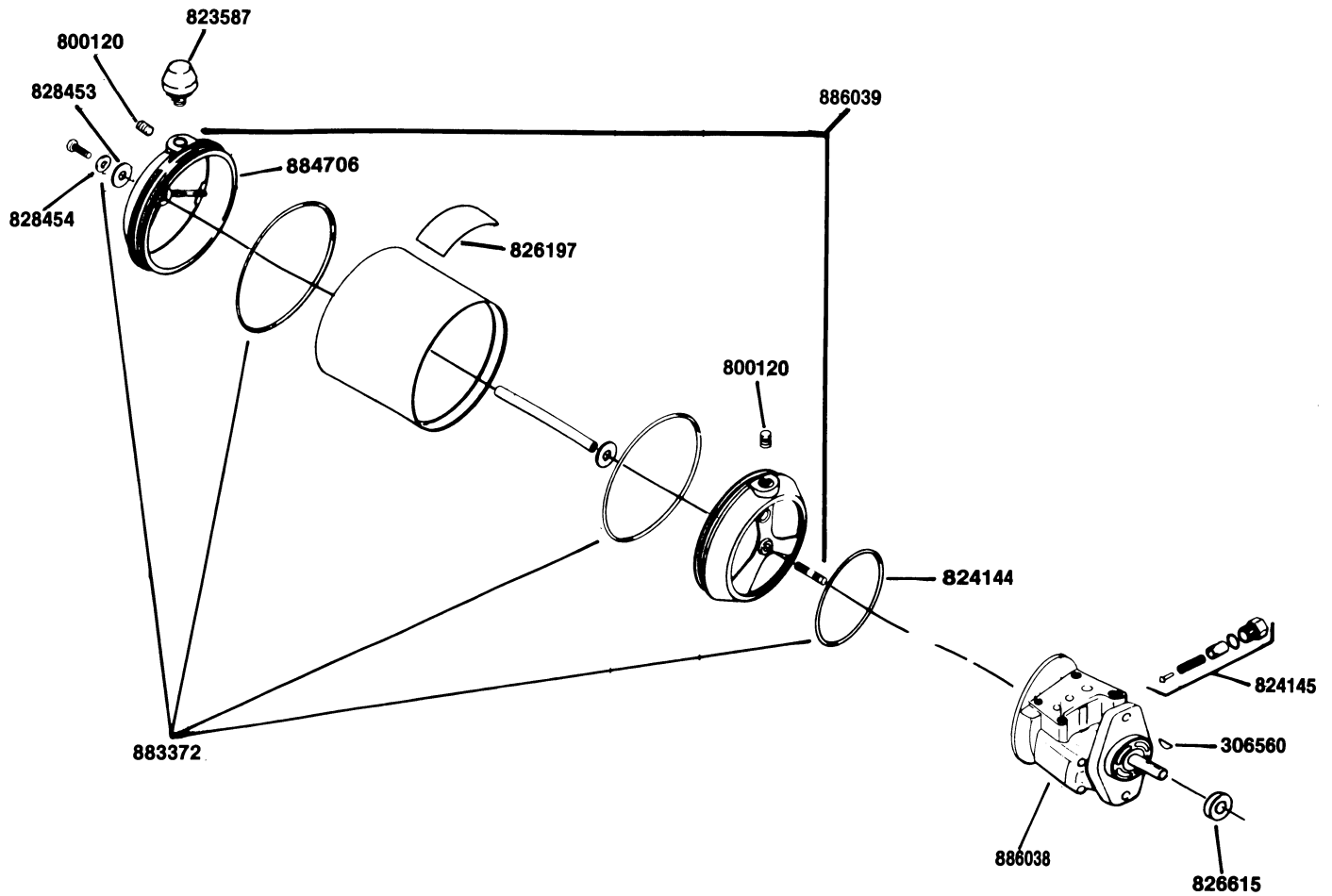


**ACCESSORY  
P.T.O.**

Part No.	Description	No. Req'd.	Part No.	Description	No. Req'd.
306435	Screw, 5/16-18 x 1 1/4	4	812899	. Bearing, ball	1
815188	Gasket	1	815012	. Spring	1
880808	P.T.O. complete	1	815013	. Button	1
120166	. Lockwasher, 1/2, medium	1	815085	. Fork, shifter	1
301988	. Nut, 1/2-20	1	815182	. Gear, P.T.O. sliding	1
306367	. Key, #9 Woodruff	1	815184	. Shaft, P.T.O.	1
800257	. Plug, expansion, 1 9/16"	1	815187	. Seal, P.T.O. shaft	1
805307	. Shim	1	817397	. Arm, P.T.O. shifter	1
807624	. "O" ring	1	879807	. Lever, shifter	1
809259	. Ring, bearing retaining	1	879808	. Case, P.T.O. w/pins	1
809260	. Ring, bearing retaining	1	*806711	. Pin, dowel	2
812419	. Shim, .024	1	815186	. Bushing	1

\* Not illustrated.

INDENTED PART NAMES INDICATE THESE PARTS ARE INCLUDED IN PRECEDING ASSEMBLY.

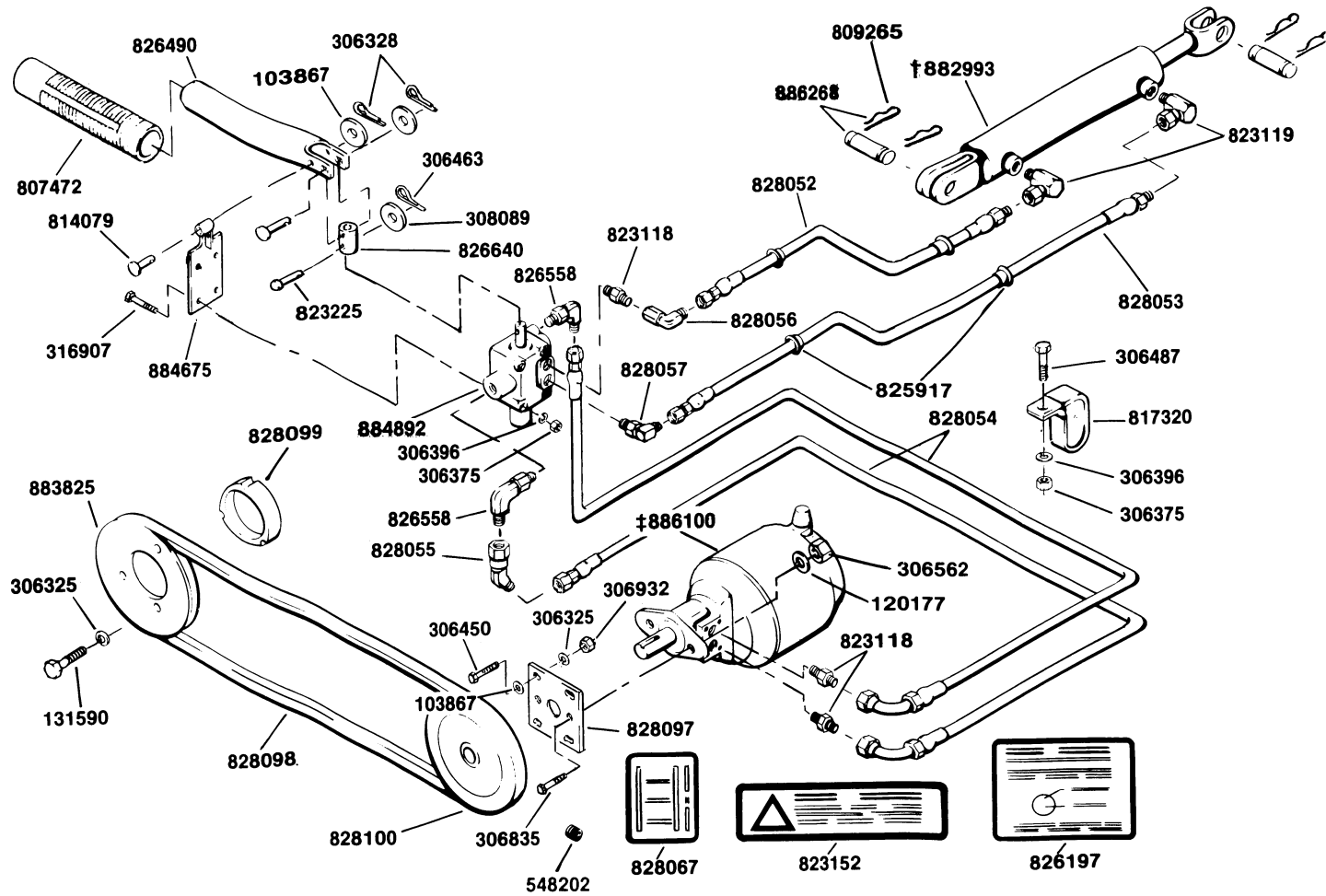


**ACCESSORY  
HYDRAULIC PUMP AND MODIFICATION 000674  
(8410 AND PRIOR)**

Part No.	Description	No. Req'd.	Part No.	Description	No. Req'd.
886100	Pump complete w/ tank and valve	1	883372	.. Seal kit, tank (4 seals) . . . . .	1
306560	.. Key, woodruff . . . . .	1	824144	.. "O" ring . . . . .	1
823587	.. Plug, breather . . . . .	1	884706	.. Cap, end w/ plugs . . . . .	1
824145	.. Valve, relief . . . . .	1	800120	.. Plug, pipe, N.P.T. . . . .	2
886038	.. Pump assembly . . . . .	1	826197	.. Decal, refilling . . . . .	1
826615	.. Seal, pump shaft . . . . .	1	828453	.. Washer, sealing . . . . .	1
886039	.. Tank assembly complete . . . . .	1	828454	.. Washer . . . . .	1

INDENTED PART NAMES INDICATE THESE PARTS ARE INCLUDED IN PRECEDING ASSEMBLY.

**ACCESSORY**  
**HYDRAULIC LIFT SYSTEM AND MODIFICATION 000674**  
**(CONTROL VALVE WITHOUT FLOAT POSITION)**



**ACCESSORY**

**HYDRAULIC LIFT SYSTEM AND MODIFICATION 000674  
(CONTROL VALVE WITHOUT FLOAT POSITION)**

**NOTE: 885702 SET AVAILABLE WITH LATER DESIGN CONTROL VALVE  
(WITH FLOAT POSITION) ONLY**

Part No.	Description	No. Req'd.	Part No.	Description	No. Req'd.
885702	Hydraulic lift system, complete . . .	1	828056	Connector, hose, 90° . . . . .	1
103867	Washer, 5/16 . . . . .	6	828057	Connector, hose, 90° . . . . .	1
120177	Lockwasher, 3/8 . . . . .	2	828067	Decal, control valve . . . . .	1
131590	Screw, 5/16-18 x 3 . . . . .	3	828097	Plate, pump mounting . . . . .	1
306325	Lockwasher, 5/16 . . . . .	7	828098	Belt, drive . . . . .	1
306328	Pin, cotter, 3/32 x 3/4 . . . . .	2	828099	Spacer, pulley . . . . .	1
306375	Nut, 1/4-20 . . . . .	5	828100	Pulley, pump . . . . .	1
306396	Lockwasher, 1/4 . . . . .	5	548202	Screw, set, 5/16-18 x 1/2 . . . . .	2
306450	Screw, 5/16-18 x 3/4 . . . . .	4	†882993	Cylinder, hydraulic, with threaded ram shaft and clevis secured with a set screw . . . . .	1
306463	Pin, cotter, 1/16 x 1 . . . . .	1			
306487	Screw, 1/4-20 x 5/8 . . . . .	1			
306562	Nut, 3/8-16 . . . . .	2	*883236	Repair kit, seal . . . . .	1
306835	Screw, 3/8-16 x 1 1/4 . . . . .	2	886268	Pin ass'y . . . . .	2
306932	Nut, 5/16-18 . . . . .	4	809265	Pin, hair . . . . .	2
308089	Washer, #10 . . . . .	1	or		
316907	Screw, 1/4-20 x 2 . . . . .	4	†882993	Cylinder, hydraulic, with gland (end cap) held in place with RETAINING RING . . . . .	1
807472	Grip, control handle . . . . .	1			
814079	Pin, handle . . . . .	2			
817320	Clamp, hose . . . . .	1	*884574	Repair kit, seal . . . . .	1
*821893	Trim (12') bulk . . . . .	As Req'd.	886268	Pin ass'y . . . . .	2
			809265	Pin, hair . . . . .	2
			or		
823118	Connector, hose . . . . .	3	†882993	Cylinder, hydraulic, with barrel slotted and gland (end cap) held in place with LOCK WIRE . . . . .	1
823119	Connector, hose to cylinder . . . . .	2			
823152	Decal, dump safety warning . . . . .	1			
823225	Pin, connector . . . . .	1			
825917	Bushing, hose . . . . .	4	*886001	Repair kit, seal . . . . .	1
826197	Decal, pump filling . . . . .	1	886268	Pin ass'y . . . . .	2
826490	Handle, control . . . . .	1	809265	Pin, hair . . . . .	2
826558	Connector, hose, 90° . . . . .	2	883825	Pulley, engine . . . . .	1
826640	Connector, handle . . . . .	1	884675	Plate, handle pivot . . . . .	1
828052	Hose, cylinder, 27" . . . . .	1	884892	Valve, control . . . . .	1
828053	Hose, cylinder, 38" . . . . .	2	*884599	Seal kit, hydraulic control valve . . . . .	1
828054	Hose, pump, 27" . . . . .	2	†886100	Pump, hydraulic . . . . .	1
828055	Connector, hose, 45° . . . . .	1			

\* Not illustrated.

† Make sure the correct seal kit is obtained.

‡ Refer to Hydraulic Pump for repair parts.

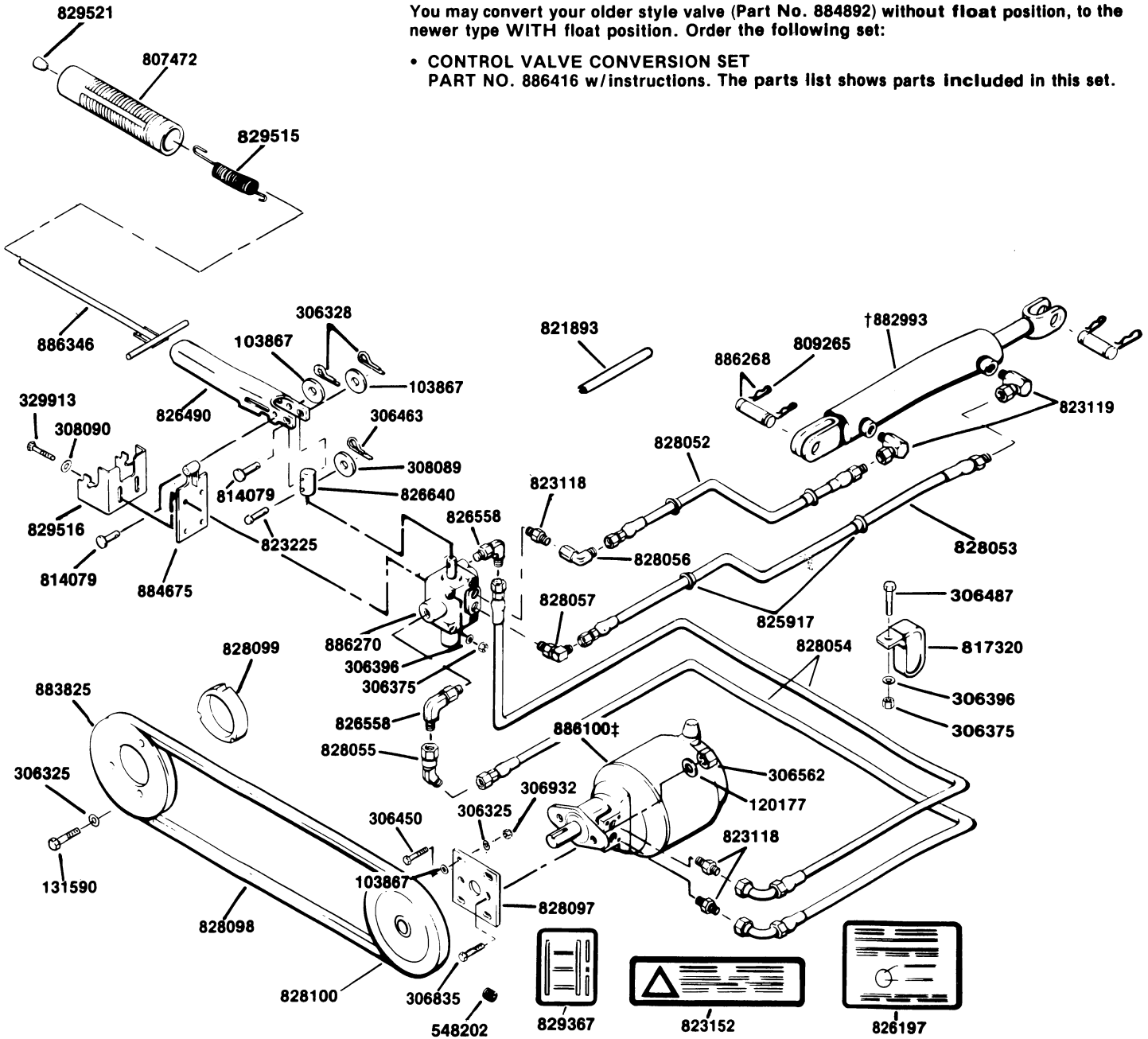
INDENTED PART NAMES INDICATE THESE PARTS ARE INCLUDED IN PRECEDING ASSEMBLY.

**ACCESSORY**  
**HYDRAULIC LIFT SYSTEM AND MODIFICATION 000674**  
**(CONTROL VALVE WITH FLOAT POSITION)**  
**(8410 AND PRIOR)**

**NOTE:** This illustration shows the later design hydraulic lift system including a CONTROL VALVE (Part No. 886270) with FLOAT POSITION and latching control handle.

You may convert your older style valve (Part No. 884892) without float position, to the newer type WITH float position. Order the following set:

- CONTROL VALVE CONVERSION SET  
 PART NO. 886416 w/instructions. The parts list shows parts included in this set.



**ACCESSORY**  
**HYDRAULIC LIFT SYSTEM AND MODIFICATION 000674**  
**(CONTROL VALVE WITH FLOAT POSITION)**  
**(8410 AND PRIOR)**

Part No.	Description	No. Req'd.	Part No.	Description	No. Req'd.
885702	Hydraulic lift system, complete . .	1	829516	. Cam, float latch . . . . .	1
103867	. Washer, 5/16 . . . . .	6	829521	. Button, latch rod . . . . .	1
120177	. Lockwasher, 3/8 . . . . .	2	†882993	. Cylinder, hydraulic, with threaded ram shaft and clevis secured with a set screw . . . . .	1
131590	. Screw, 5/16-18 x 3 . . . . .	3			
306325	. Lockwasher, 5/16 . . . . .	7	*883236	. . Repair kit, seal . . . . .	1
306328	. Pin, cotter, 3/32 x 3/4 . . . . .	2	886268	. . Pin ass'y . . . . .	2
306375	. Nut, 1/4-20 . . . . .	5	809265	. . Pin . . . . .	2
306396	. Lockwasher, 1/4 . . . . .	5	or		
306450	. Screw, 5/16-18 x 3/4 . . . . .	4	†882993	. Cylinder, hydraulic, with gland (end cap) held in place with RETAINING RING . . . . .	1
306463	. Pin, cotter, 1/16 x 1 . . . . .	1			
306487	. Screw, 1/4-20 x 5/8 . . . . .	1	*884574	. . Repair kit, seal . . . . .	1
306562	. Nut, 3/8-16 . . . . .	2	886268	. . Pin ass'y . . . . .	2
306835	. Screw, 3/8-16 x 1 1/4 . . . . .	2	809265	. . Pin . . . . .	2
306932	. Nut, 5/16-18 . . . . .	4	or		
308089	. Washer, #10 . . . . .	1	†882993	. Cylinder, hydraulic with barrel slotted and gland (end cap) held in place with LOCK WIRE . . . . .	1
308090	. Washer, 1/4 . . . . .	2			
329913	. Screw, 1/4-20 x 3 . . . . .	4	*886001	. . Repair kit, seal . . . . .	1
807472	. Grip, control handle . . . . .	1	886268	. . Pin ass'y . . . . .	2
814079	. Pin, handle . . . . .	2	809265	. . Pin . . . . .	2
817320	. Clamp, hose . . . . .	1	As Req'd.		
821893	. Trim, bulk (12') . . . . .	As Req'd.	883825	. Pulley, engine . . . . .	1
823118	. Connector, hose . . . . .	3	884675	. Plate, handle pivot . . . . .	1
823119	. Connector, hose to cylinder . . . . .	2	†886100	. Pump, hydraulic . . . . .	1
823152	. Decal, dump safety warning . . . . .	1	886270	. Valve, control . . . . .	1
823225	. Pin, connector . . . . .	1	829367	. . Decal, control valve . . . . .	1
825917	. Bushing, hose . . . . .	4	*884599	. . Seal kit, hydraulic control valve . . . . .	1
826197	. Decal, pump filling . . . . .	1	886346	. Latch assembly, float valve . . . . .	1
826490	. Handle, control . . . . .	1	886416	Control valve conversion set . . . . .	1
826558	. Connector, hose, 90° . . . . .	2	306328	. Pin, cotter, 3/32 x 3/4 . . . . .	2
826640	. Connector, handle . . . . .	1	306463	. Pin, cotter, 1/16 x 1 . . . . .	1
828052	. Hose, cylinder, 27" . . . . .	1	308090	. Washer, 1/4 . . . . .	2
828053	. Hose, cylinder, 38" . . . . .	1	826490	. Handle, control . . . . .	1
828054	. Hose, pump, 27" . . . . .	2	829367	. Decal, control valve . . . . .	1
828055	. Connector, hose, 45° . . . . .	1	829515	. Spring . . . . .	1
828056	. Connector, hose, 90° . . . . .	1	829516	. Cam, float latch . . . . .	1
828057	. Connector, hose, 90° . . . . .	1	829521	. Button, latch rod . . . . .	1
828097	. Plate, pump mounting . . . . .	1	829570	. Spacer, spool . . . . .	1
828098	. Belt, drive . . . . .	1	829571	. Retainer, spring, spool . . . . .	1
828099	. Spacer, pulley . . . . .	1	829572	. Snap ring, spool shaft . . . . .	1
828100	. Pulley, pump . . . . .	1	829573	. Snap ring, spring retaining . . . . .	1
548202	. . Screw, set, 5/16-18 x 1/2 . . . . .	2	886346	. Latch assembly, float valve . . . . .	1
829515	. Spring . . . . .	1			

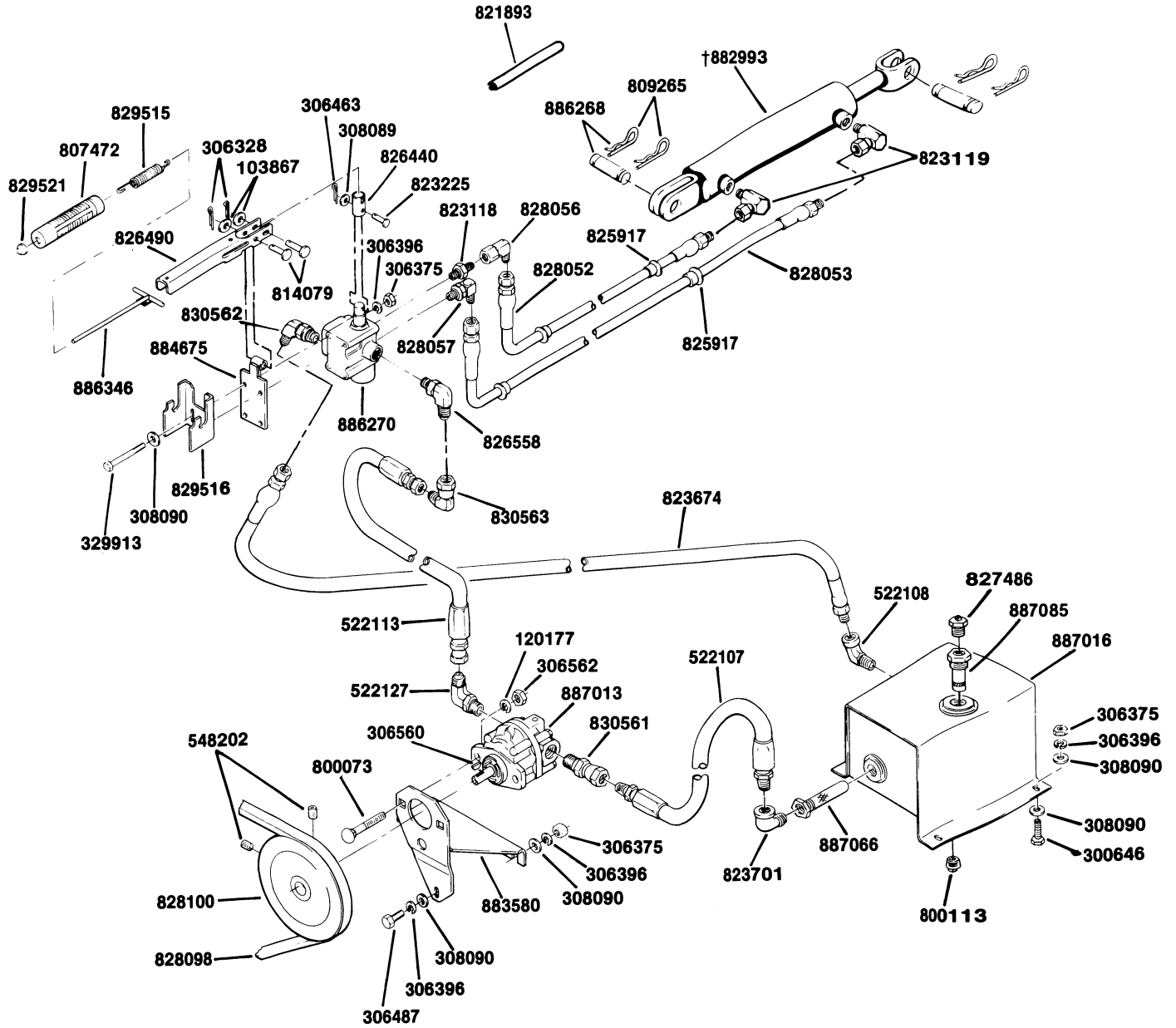
\* Not illustrated.

† Make sure the correct seal kit is obtained.

‡ Refer to Hydraulic Pump for repair parts.

INDENTED PART NAMES INDICATE THESE PARTS ARE INCLUDED IN PRECEDING ASSEMBLY.

**ACCESSORY**  
**HYDRAULIC LIFT SYSTEM AND MODIFICATION 000689**  
**(CONTROL VALVE WITH FLOAT POSITION)**  
**(8510 AND LATER)**



REFILLING INSTRUCTIONS  
  
**830586**

SAFETY WARNING  
  
**826538**

**829367**



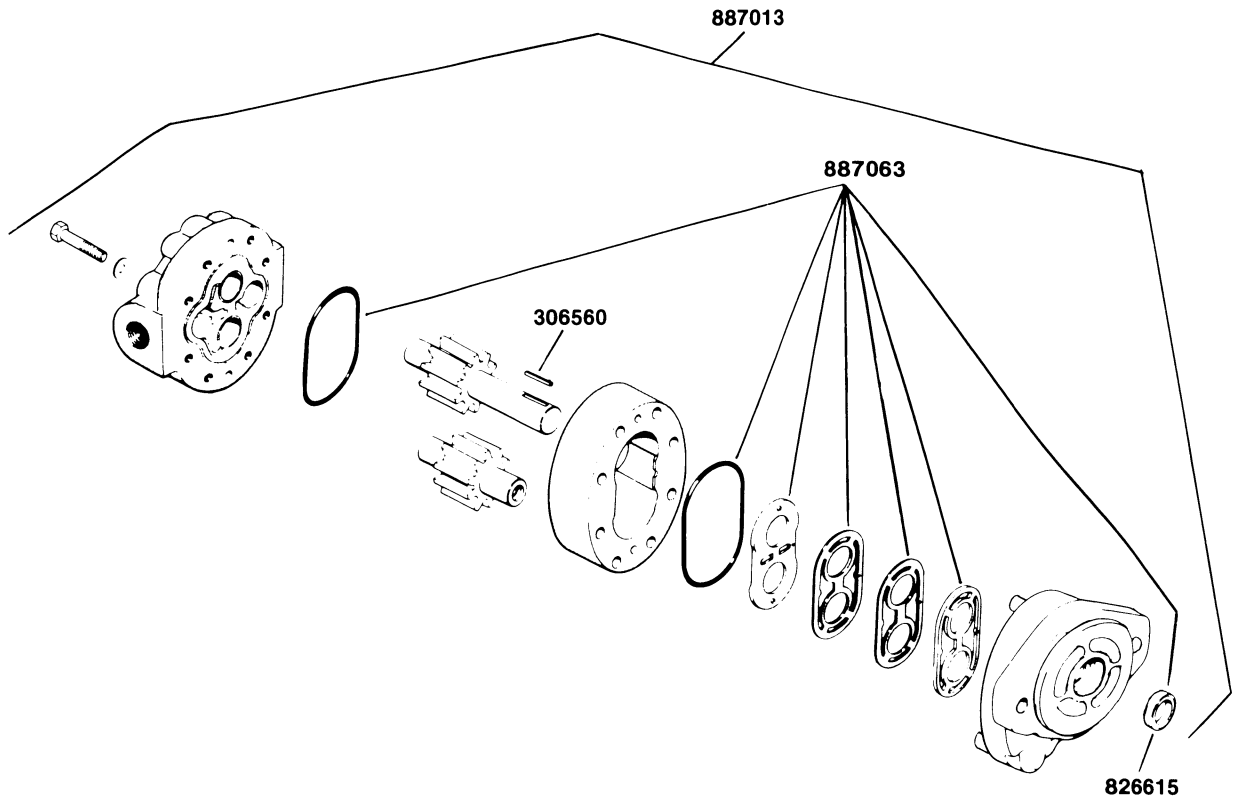
**ACCESSORY**  
**HYDRAULIC LIFT SYSTEM AND MODIFICATION 000689**  
**(CONTROL VALVE WITH FLOAT POSITION)**  
**8510 AND LATER**

Part No.	Description	No. Req'd.	Part No.	Description	No. Req'd.
887000	Hydraulic lift system, complete..	1	548202	. . Screw, set, 5/16-18 x 1/2 . . . . .	2
103867	. Washer, 5/16 . . . . .	2	829515	. Spring, latch . . . . .	1
120177	. Lockwasher, 3/8 . . . . .	2	829516	. Cam, float latch . . . . .	1
300646	. Screw, 1/4-20 x 3/4 . . . . .	4	829521	. Button, latch rod . . . . .	1
306328	. Pin, cotter, 3/32 x 3/4 . . . . .	2	830561	. Fitting, hydraulic pump (straight thread) . . . . .	1
306375	. Nut, 1/4-20 . . . . .	10	830562	. Fitting, hydraulic valve (45° elbow) . . . . .	1
306396	. Lockwasher, 1/4 . . . . .	11	830563	. Fitting, hydraulic valve (90° elbow) . . . . .	1
306463	. Pin, cotter, 1/16 x 1 . . . . .	1	†882993	. Cylinder, hydraulic, with threaded ram shaft and clevis secured with a set screw . . . . .	1
306487	. Screw, 1/4-20 x 5/8 . . . . .	1	*883236	. . Repair kit, seal . . . . .	1
306562	. Nut, 3/8-16 . . . . .	2	886268	. . Pin assembly . . . . .	2
308089	. Washer, #10 . . . . .	1	809265	. . Pin . . . . .	2
308090	. Washer, 1/4 . . . . .	13	or		
*320107	. Tie, wire (7'') . . . . .	1	†882993	. Cylinder, hydraulic, with gland (end cap) held in place with RETAINING RING . . . . .	1
329913	. Screw, 1/4-20 x 3 . . . . .	4	*884574	. . Repair kit, seal . . . . .	1
522107	. Hose, hydraulic pump to tank (16 1/2'') . . . . .	1	886268	. . Pin assembly . . . . .	2
522108	. Elbow, street, 45° . . . . .	1	809265	. . Pin . . . . .	2
522113	. Hose, hydraulic pump to valve (38 3/4'') . . . . .	1	or		
522127	. Adapter, 90° elbow . . . . .	1	†882993	. Cylinder, hydraulic with barrel slotted and gland (end cap) held in place with LOCK WIRE . . . . .	1
800073	. Bolt, 3/8-16 x 1 1/2, carriage . . . . .	2	*884574	. . Repair kit, seal . . . . .	1
800113	. Plug, 1/2-NPT . . . . .	1	886268	. . Pin assembly . . . . .	2
807472	. Grip, control handle . . . . .	1	809265	. . Pin . . . . .	2
814079	. Pin, handle . . . . .	2	or		
821893	. Trim, bulk (12') . . . . .	As Req'd.	†882993	. Cylinder, hydraulic with barrel slotted and gland (end cap) held in place with LOCK WIRE . . . . .	1
823118	. Connector, valve to elbow . . . . .	1	*886001	. . Repair kit, seal . . . . .	1
823119	. Connector, hose to cylinder . . . . .	2	886268	. . Pin assembly . . . . .	2
823225	. Pin, connector . . . . .	1	809265	. . Pin . . . . .	2
823674	. Hose, hydraulic tank to valve (23'') . . . . .	1	883580	. Bracket assembly, pump mounting . . . . .	1
823701	. Elbow . . . . .	1	884675	. Plate, handle pivot . . . . .	1
825917	. Bushing, hose . . . . .	4	886270	. Valve, control . . . . .	1
826490	. Handle, control . . . . .	1	829367	. . Decal, control valve . . . . .	1
826538	. Decal, safety warning . . . . .	1	*884599	. . Seal kit, hydraulic control valve . . . . .	1
826558	. Connector, hose, 90° . . . . .	1	886346	. Latch assembly, float valve . . . . .	1
826440	. Connector, handle . . . . .	1	887013	. Pump assembly, hydraulic . . . . .	1
827486	. Breather valve . . . . .	1	306560	. . Key, Woodruff #5 . . . . .	1
828052	. Hose, hydraulic valve to cylin- der (27'') . . . . .	1	†*887063	. . Seal kit . . . . .	1
828053	. Hose, hydraulic valve to cylin- der (38'') . . . . .	1	*826615	. . Seal . . . . .	1
828056	. Connector, hose, 90° . . . . .	1	887016	. Tank assembly, hydraulic . . . . .	1
828057	. Connector, hose, 90° . . . . .	1	830586	. . Decal, refilling . . . . .	1
828098	. Belt, drive . . . . .	1	887066	. Strainer . . . . .	1
828100	. Pulley, pump . . . . .	1	887085	. Dipstick ass'y . . . . .	1

\* Not illustrated.

† Make sure the correct seal kit is obtained. See Page 80.

INDENTED PART NAMES INDICATE THESE PARTS ARE INCLUDED IN PRECEDING ASSEMBLY.



**HYDRAULIC PUMP  
8510 AND LATER**

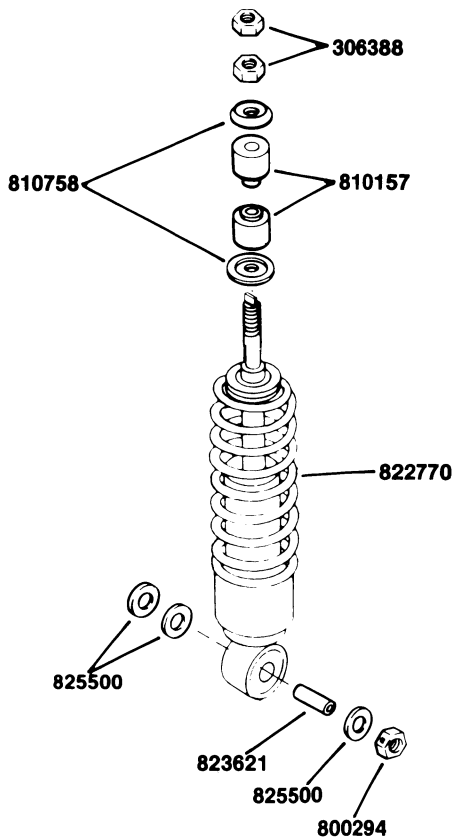
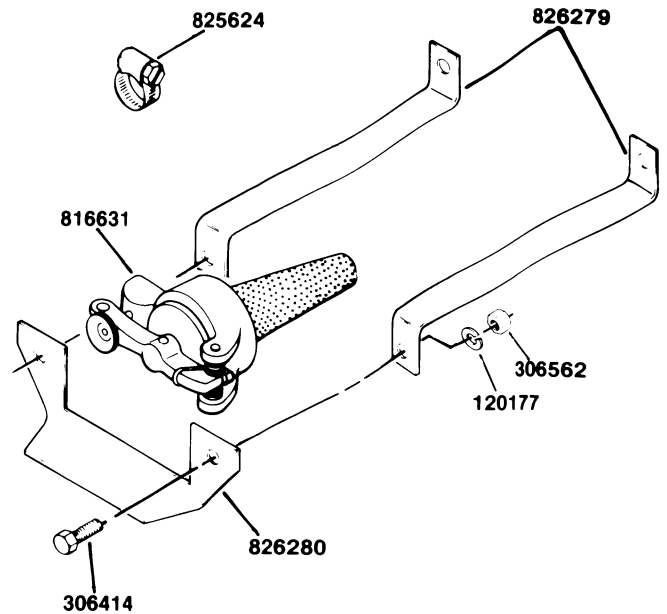
Part No.	Description	No. Req'd.	Part No.	Description	No. Req'd.
887013	Pump assembly, hydraulic . . . . .	1	887063	. Seal kit . . . . .	1
306560	. Key, Woodruff #5 . . . . .	1	826615	. . Seal . . . . .	1

INDENTED PART NAMES INDICATE THESE PARTS ARE INCLUDED IN PRECEDING ASSEMBLY.

**ACCESSORY SET  
PROTECTOSEAL GAS CAP**

Part No.	Description	No. Req'd.
884483	Protectoseal gas cap set, complete .....	1
120177	. Lockwasher, 3/8 .....	4
306414	. Screw, 3/8-16 x 1" .....	4
306562	. Nut, 3/8-16 .....	4
816631	. Cap, protectoseal gas .....	1
825624	. Clamp .....	1
826279	. Brace, fuel tank guard .....	2
826280	. Guard, fuel tank .....	1

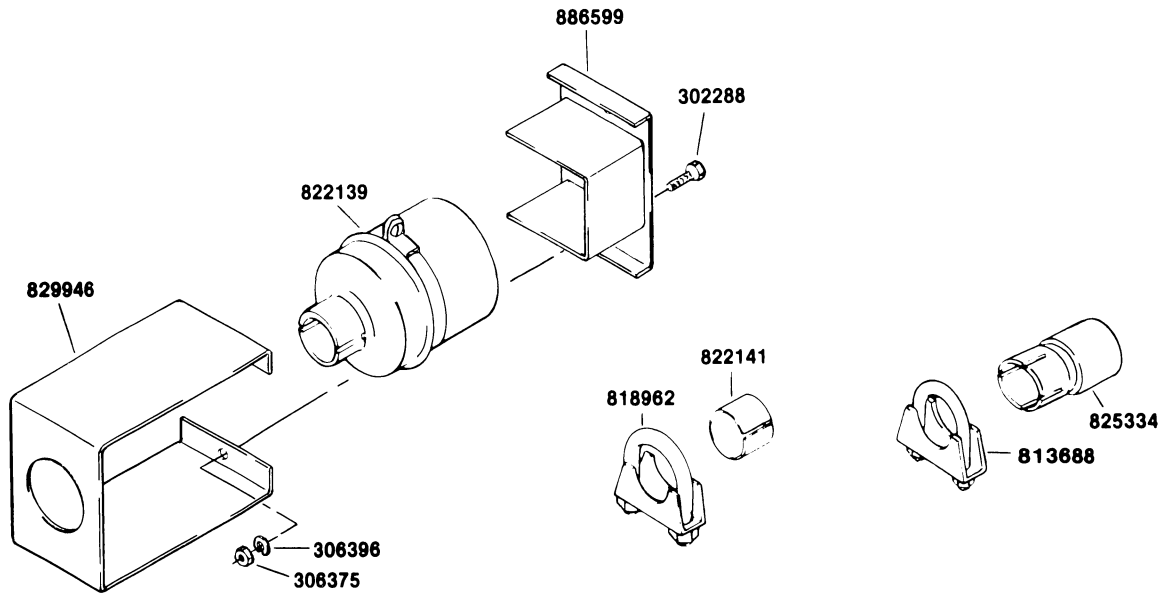
INDENTED PART NAMES INDICATE THESE PARTS ARE INCLUDED IN PRECEDING ASSEMBLY.



**ACCESSORY  
FRONT OVERLOAD SHOCK ABSORBER**

Part No.	Description	No. Req'd.
882800	Shock absorber set, complete ...	1
306388	. Nut, 3/8-24 .....	4
800294	. Nut, 7/16-14, centerlock .....	2
810157	. Bushing, (rubber) .....	4
810758	. Retainer, bushing .....	4
822770	. Shock absorber, w/rubber bushing .....	2
823621	. Bushing, (steel) .....	2
825500	. Washer .....	6

INDENTED PART NAMES INDICATE THESE PARTS ARE INCLUDED IN PRECEDING ASSEMBLY.

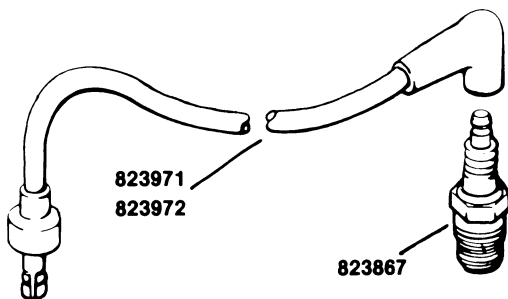


**ACCESSORY  
SPARK ARRESTOR SET**

Part No.	Description	No. Req'd.	Part No.	Description	No. Req'd.
882574	Spark arrester set, complete . . . .	1	822139	. Arrester, spark . . . . .	1
302288	. Screw, 1/4-20 x 1 . . . . .	2	822141	. Adapter, short . . . . .	1
306375	. Nut, 1/4-20 . . . . .	2	825334	. Adapter, long . . . . .	1
306396	. Lockwasher, 1/4 . . . . .	2	829946	. Clamp, spark arrester cover . . .	1
813688	. Clamp, 1 1/4" . . . . .	1	886599	. Cover assembly . . . . .	1
818962	. Clamp, 1 3/8" . . . . .	1			

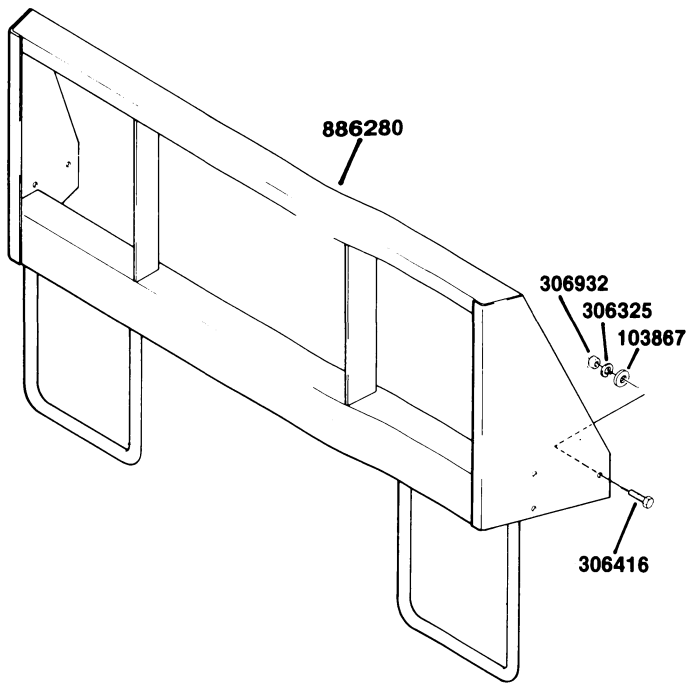
INDENTED PART NAMES INDICATE THESE PARTS ARE INCLUDED IN PRECEDING ASSEMBLY.

**ACCESSORY  
SUPPRESSION SET**



Part No.	Description	No. Req'd.
883366	Suppression set, complete . . . . .	1
823867	. Spark plug, resistor . . . . .	2
823971	. Wire, right plug . . . . .	1
823972	. Wire, left plug . . . . .	1

INDENTED PART NAMES INDICATE THESE PARTS ARE INCLUDED IN PRECEDING ASSEMBLY.



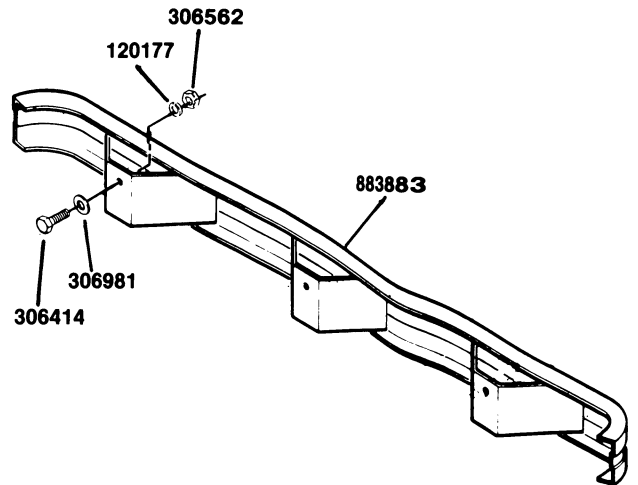
**ACCESSORY  
FRONT BUMPER**

Part No.	Description	No. Req'd.
886281	Bumper set, complete . . . . .	1
103867	. Washer, 5/16 . . . . .	6
306325	. Lockwasher, 5/16 . . . . .	6
306416	. Screw, 5/16-18 x 1 . . . . .	6
306932	. Nut, 5/16 . . . . .	6
886280	. Bumper . . . . .	1

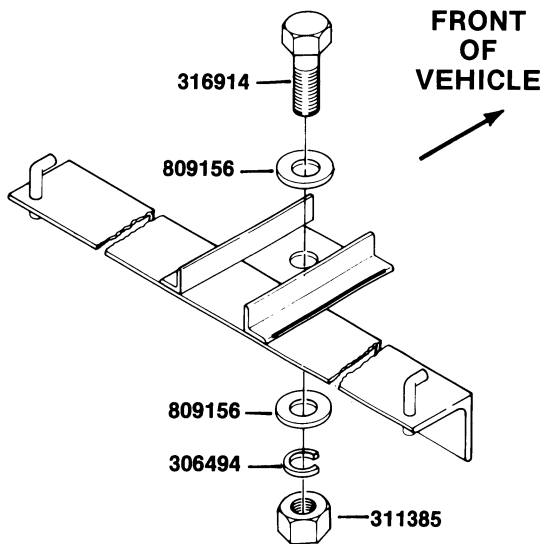
INDENTED PART NAMES INDICATE THESE PARTS ARE INCLUDED IN PRECEDING ASSEMBLY.

**ACCESSORY  
REAR BUMPER**

Part No.	Description	No. Req'd.
880492	Bumper set, complete . . . . .	1
120177	. Lockwasher, 3/8 . . . . .	3
306414	. Screw, 3/8-16 x 1" . . . . .	3
306562	. Nut, 3/8-16 . . . . .	3
306981	. Washer, 3/8 . . . . .	3
883883	. Bumper assembly . . . . .	1



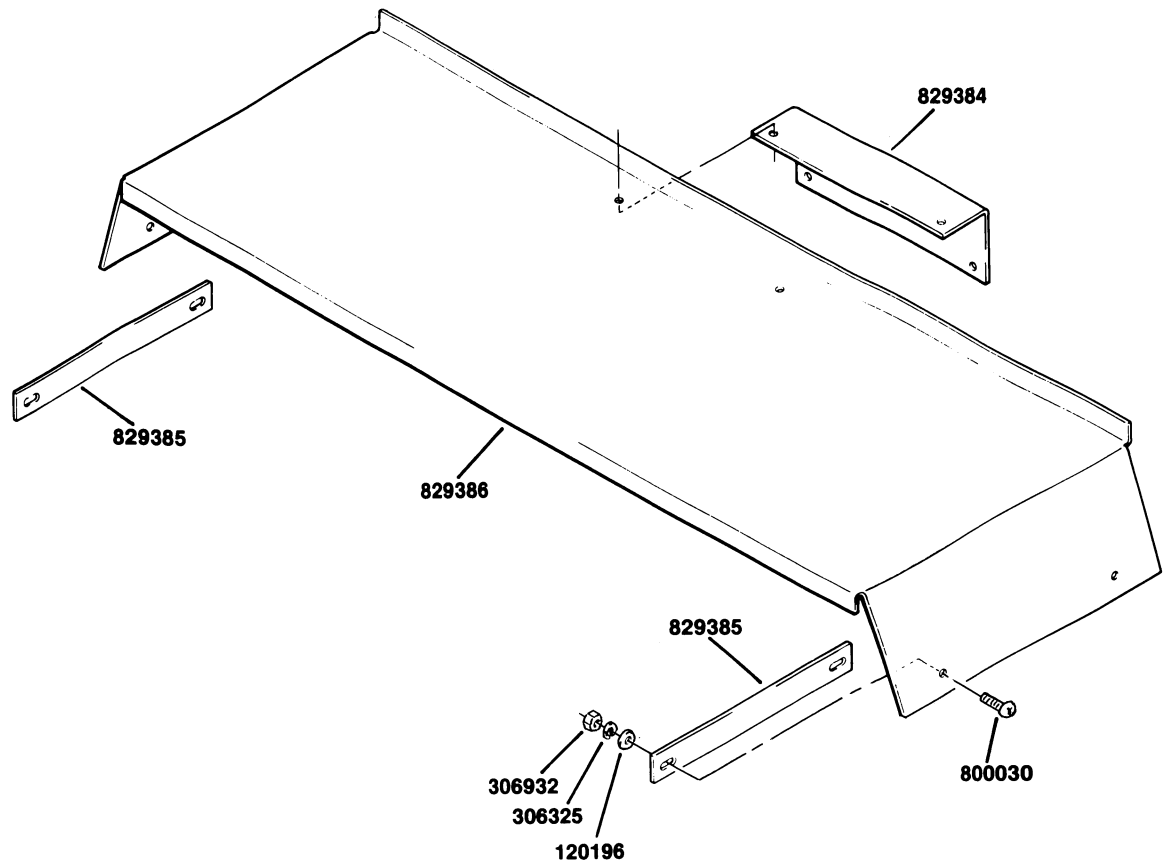
INDENTED PART NAMES INDICATE THESE PARTS ARE INCLUDED IN PRECEDING ASSEMBLY.



**ACCESSORY  
DRAG MAT BAR SET**

Part No.	Description	No. Req'd.
883341	Drag mat bar set . . . . .	1
306494	. Lockwasher, 5/8 . . . . .	1
311385	. Nut, 5/8-11 . . . . .	1
316914	. Screw, 5/8-11 x 2" . . . . .	1
809156	. Washer, 5/8 . . . . .	2

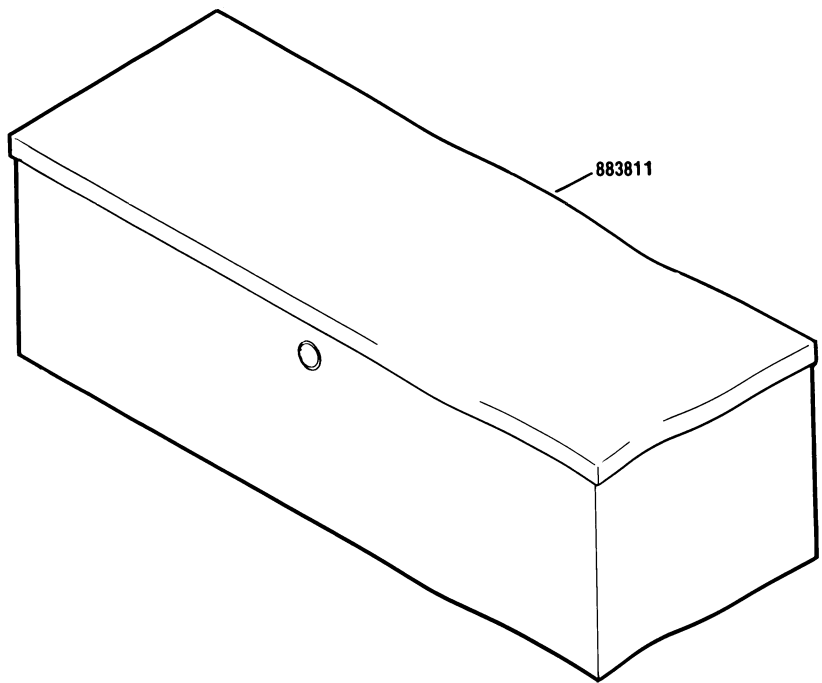
INDENTED PART NAMES INDICATE THESE PARTS ARE INCLUDED IN PRECEDING ASSEMBLY.



**ACCESSORY  
ROOF LIGHT MOUNTING PLATE SET**

Part No.	Description	No. Req'd.	Part No.	Description	No. Req'd.
886279	Light mounting set, complete ...	1	829384	. Bracket, light mounting plate ..	1
120196	. Washer, 5/16.....	8	829385	. Reinforcement, light mounting plate .....	2
306325	. Lockwasher, 5/16 .....	8	829386	. Plate, light mounting .....	1
306932	. Nut, 5/16-18 .....	8			
800030	. Screw, 5/16-18 x 1, P.T.H. ....	8			

INDENTED PART NAMES INDICATE THESE PARTS ARE INCLUDED IN PRECEDING ASSEMBLY.

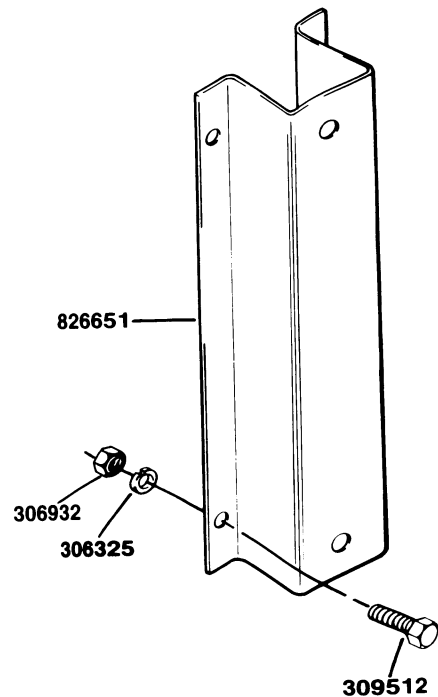


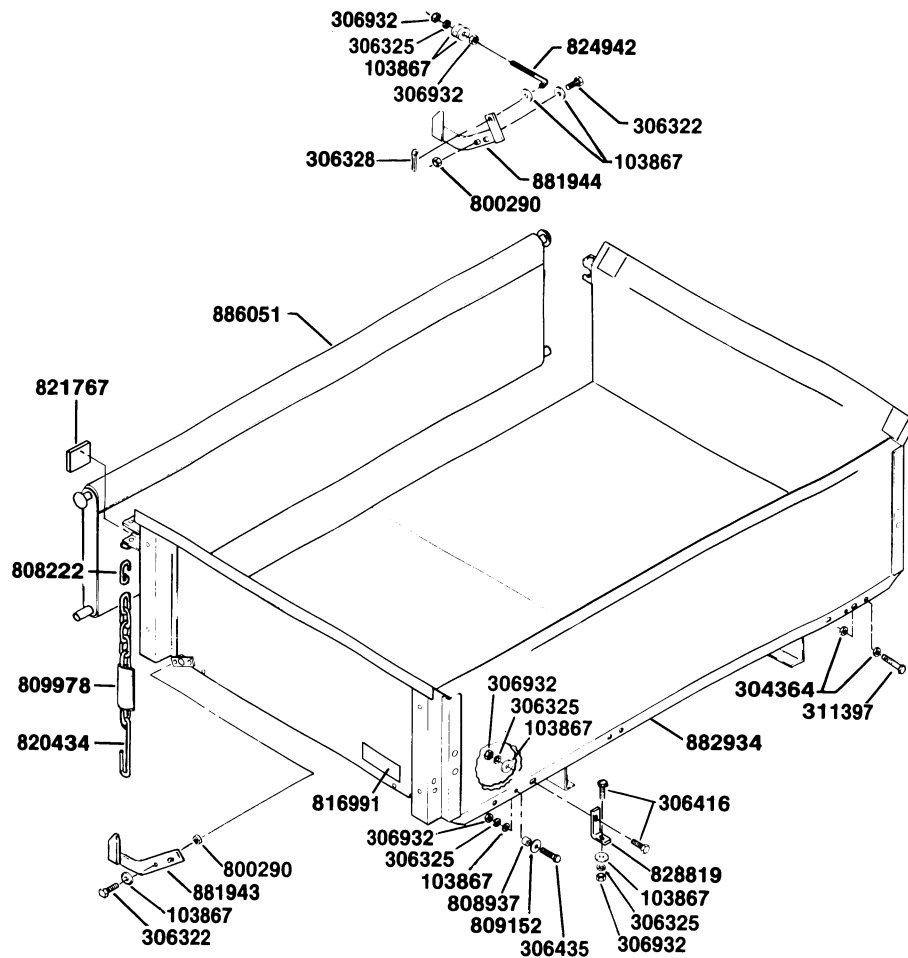
**ACCESSORY  
TOOL BOX SET  
PART NO. 883811**

**ACCESSORY  
AUXILIARY POST SET**

Part No.	Description	No. Req'd.
884816	Auxiliary post set .....	1
306325	. Lockwasher, 5/16, .....	8
306932	. Nut, 5/16-18 .....	8
309512	. Screw, 5/16-18 x 1/2" .....	8
826651	. Post, auxiliary .....	2

INDENTED PART NAMES INDICATE THESE PARTS ARE INCLUDED IN PRECEDING ASSEMBLY.



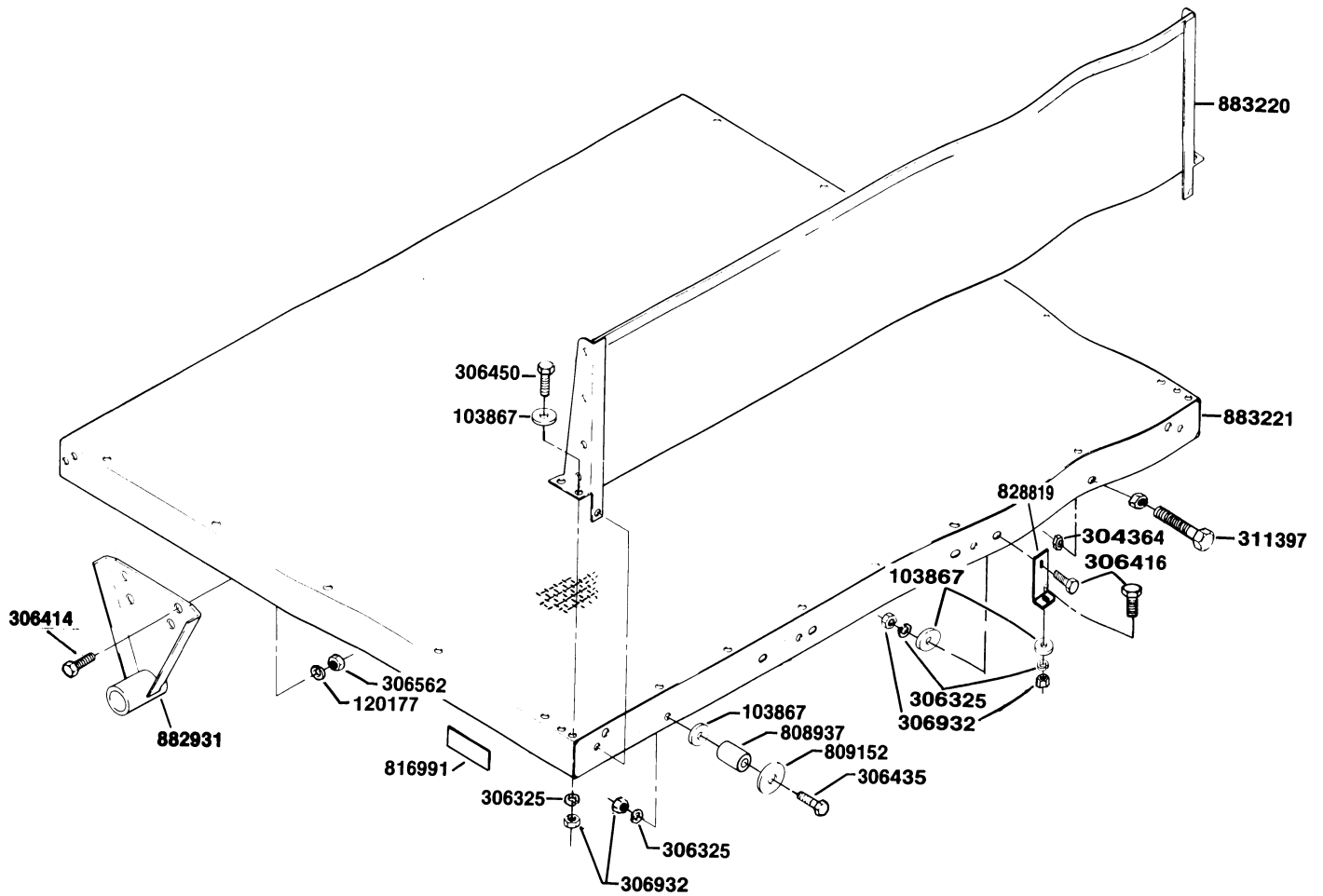


**ACCESSORY  
SHORT BOX SET**

Part No.	Description	No. Req'd.	Part No.	Description	No. Req'd.
883016	Short box set, complete .....	1	809152	. Washer, special.....	2
103867	. Washer, 5/16.....	13	809978	. Cover, chain.....	2
304364	. Nut, 7/16-14 .....	2	816991	. Decal, alternator warning .....	1
306322	. Screw, 5/16-18 x 7/8.....	4	821767	. Bumper, tailgate.....	2
306325	. Lockwasher, 5/16 .....	7	824942	. Stop, latch .....	1
306328	. Pin, cotter, 3/32 x 3/4" .....	1	828819	. Bracket, box holddown .....	2
306416	. Screw, 5/16-18 x 1.....	4	881943	. Latch assembly, right .....	1
306435	. Screw, 5/16-18 x 1 1/4" .....	2	881944	. Latch assembly, left .....	1
306932	. Nut, 5/16-18.....	8	882934	. Box assembly.....	1
311397	. Screw, 7/16-14 x 3" .....	1	808222	. Link, chain .....	2
800290	. Nut, 5/16-18, lock .....	4	820434	. Chain w/ hook .....	2
808937	. Bushing .....	2	886051	. Tailgate, box .....	1

INDENTED PART NAMES INDICATE THESE PARTS ARE INCLUDED IN PRECEDING ASSEMBLY.

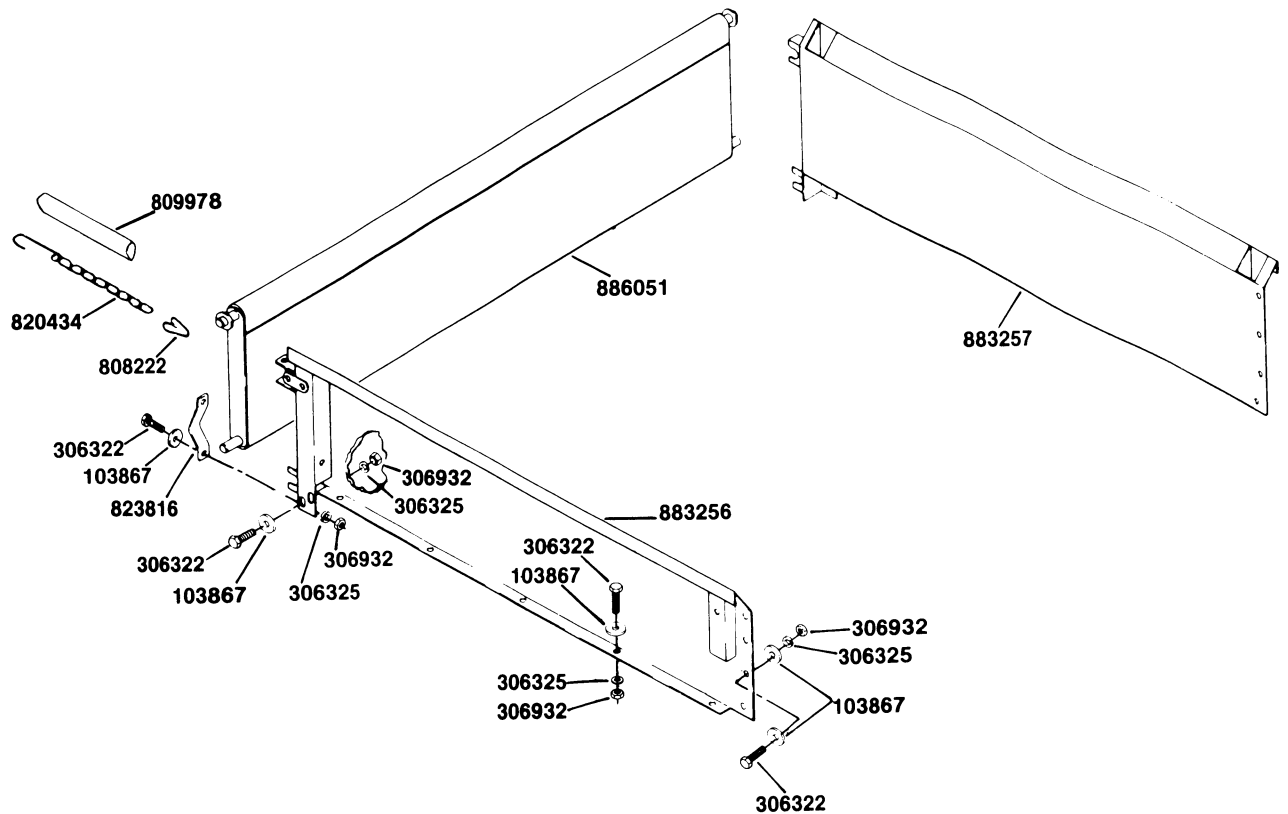




**ACCESSORY  
FLAT BED SET**

Part No.	Description	No. Req'd.	Part No.	Description	No. Req'd.
883241	Flatbed set, complete	1	306932	. Nut, 5/16-18	19
103867	. Washer, 5/16	19	311397	. Screw, 7/16-14 x 3	1
120177	. Lockwasher, 3/8	8	808937	. Spacer	2
304364	. Nut, 7/16-14	2	809152	. Washer, special	2
306325	. Lockwasher, 5/16	19	816991	. Decal	1
306414	. Screw, 3/8-16 x 1	8	828819	. Bracket, box holddown	2
306416	. Screw, 5/16-18 x 1	4	882931	. Bracket, flatbed pivot	2
306435	. Screw, 5/16-18 x 1 1/4	2	883220	. Panel, stopwall	1
306450	. Screw, 5/16-18 x 3/4	13	883221	. Flatbed assembly	1
306562	. Nut, 3/8-16	8			

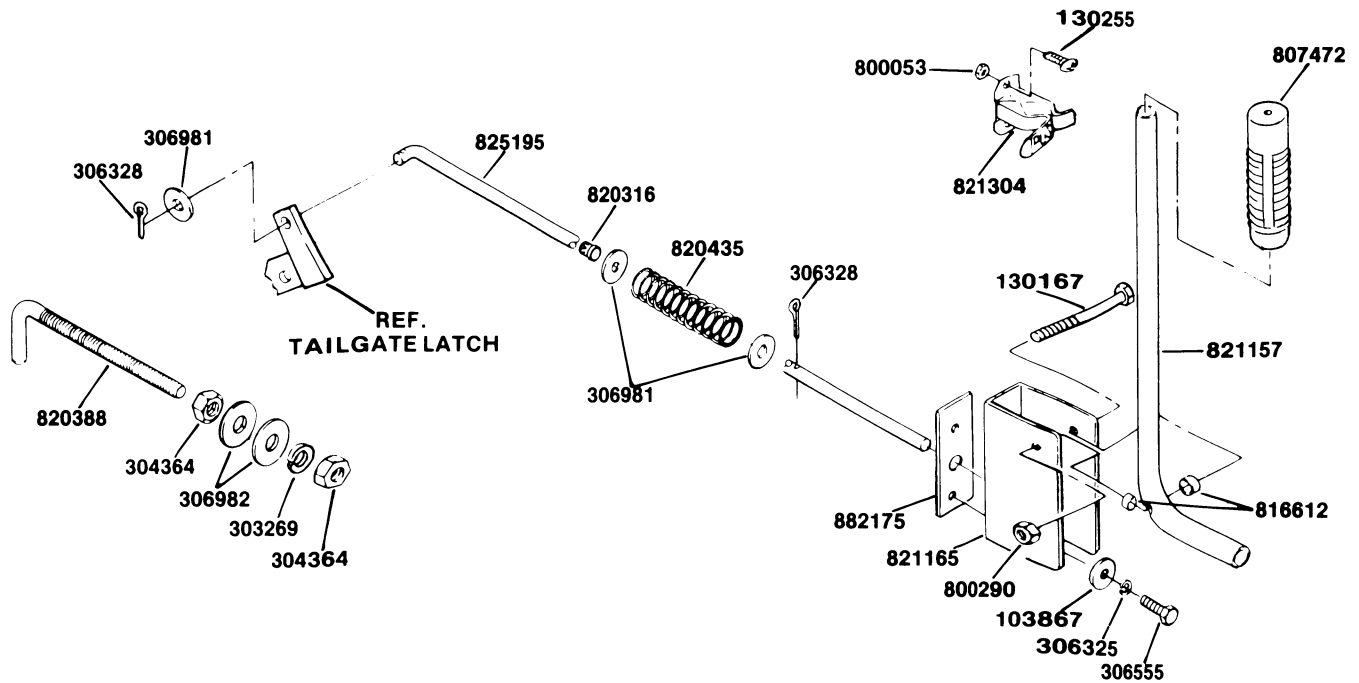
INDENTED PART NAMES INDICATE THESE PARTS ARE INCLUDED IN PRECEDING ASSEMBLY.



**ACCESSORY  
BOX SIDES AND TAILGATE SET**

Part No.	Description	No. Req'd.	Part No.	Description	No. Req'd.
883727	Box sides and tailgate set . . . . .	1	809978	. Cover, chain . . . . .	2
103867	. Washer, 5/16 . . . . .	34	820434	. Chain, tailgate . . . . .	2
306322	. Screw, 5/16-18 x 7/8 . . . . .	28	823816	. Retainer, tailgate . . . . .	2
306325	. Lockwasher, 5/16 . . . . .	28	883256	. Panel assembly, box, right . . . . .	1
306932	. Nut, 5/16-18 . . . . .	28	883257	. Panel assembly, box, left . . . . .	1
808222	. Link, tailgate chain connector . . . . .	2	886051	. Tailgate assembly . . . . .	1

INDENTED PART NAMES INDICATE THESE PARTS ARE INCLUDED IN PRECEDING ASSEMBLY.

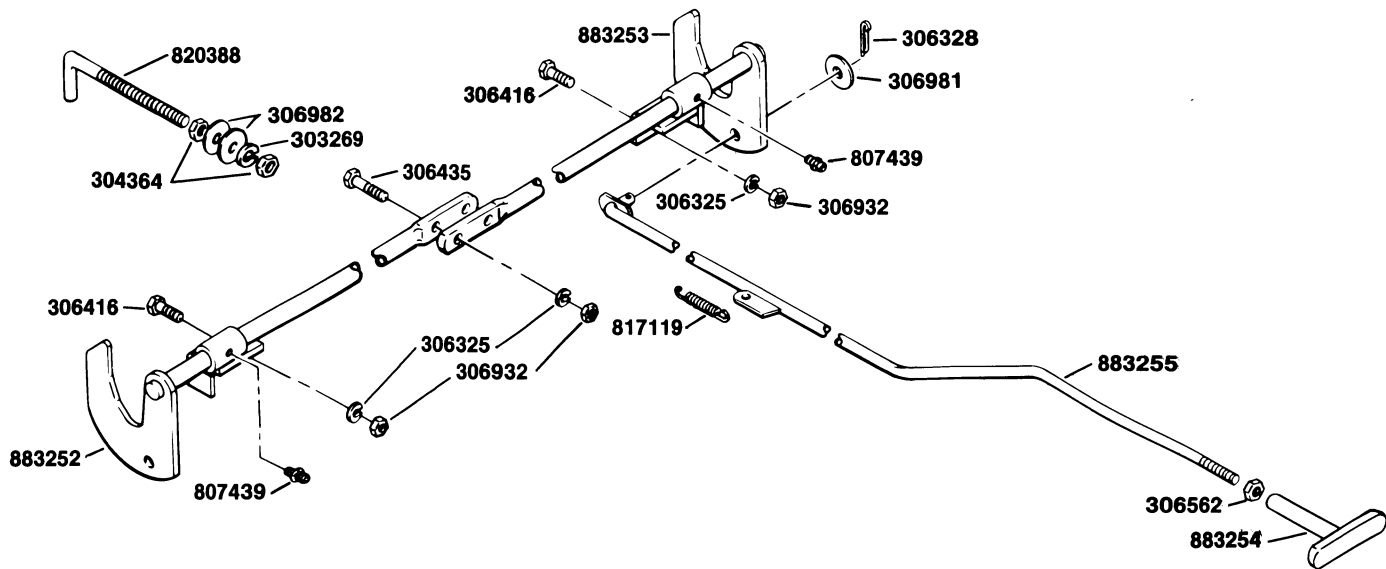


**ACCESSORY  
TAILGATE RELEASE SHORT BOX**

Part No.	Description	No. Req'd.	Part No.	Description	No. Req'd.
885488	Tailgate release, complete . . . . .	1	800290	. Nut, 5/16-18, lock, center . . . . .	1
103867	. Washer, 5/16 . . . . .	2	807472	. Grip, handle . . . . .	1
130167	. Screw, 5/16-18 x 2 1/4" . . . . .	1	816612	. Bushing . . . . .	2
130255	. Screw, #10-24 x 1/4, rd. hd. . . . .	2	820316	. Bushing . . . . .	1
303269	. Lockwasher, 7/16 . . . . .	2	820388	. Stop, tailgate . . . . .	2
304364	. Nut, 7/16-14 . . . . .	4	820435	. Spring . . . . .	1
306325	. Lockwasher, 5/16 . . . . .	2	821157	. Handle, tailgate release . . . . .	1
306328	. Pin, cotter, 3/32 x 3/4 . . . . .	2	821165	. Pivot, handle . . . . .	1
306555	. Screw, 5/16-18 x 5/8 . . . . .	2	821304	. Holder, handle . . . . .	1
306981	. Washer, 3/8 . . . . .	3	825195	. Rod, tailgate release . . . . .	1
306982	. Washer, 7/16 . . . . .	4	*826538	. Decal, safety . . . . .	2
800053	. Nut, #10-24, lock . . . . .	2	882175	. Plate assembly . . . . .	1

\* Not illustrated.

INDENTED PART NAMES INDICATE THESE PARTS ARE INCLUDED IN PRECEDING ASSEMBLY.

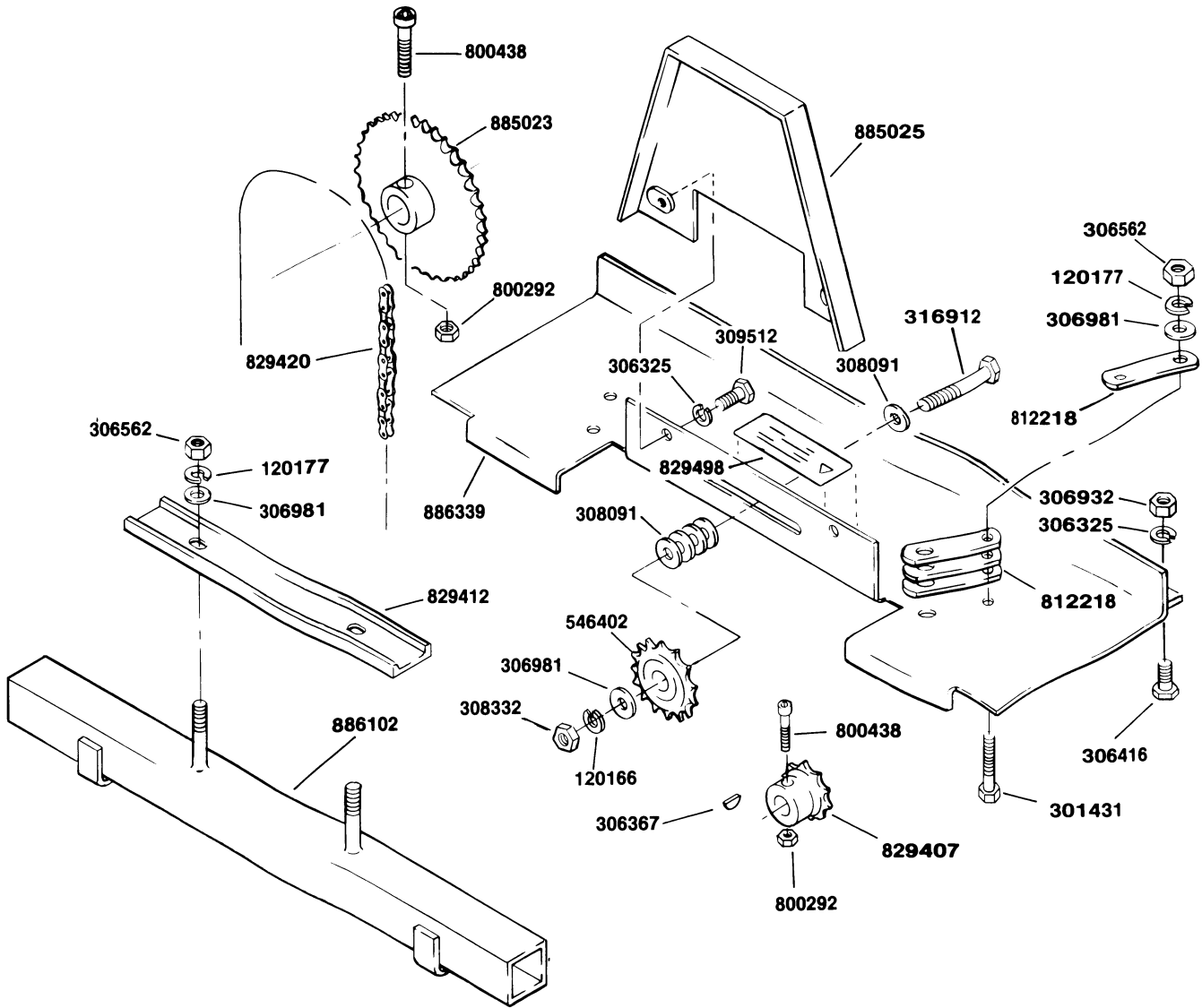


**ACCESSORY**  
**TAILGATE RELEASE AND HANDLE - FLATBED**

Part No.	Description	No. Req'd.	Part No.	Description	No. Req'd.
885489	Tailgate release, complete . . . . .	1	817119	. Spring . . . . .	1
303269	. Lockwasher, 7/16" . . . . .	2	820388	. Stop, tailgate . . . . .	2
304364	. Nut, 7/16-14 . . . . .	4	*826538	. Decal, warning . . . . .	2
306325	. Lockwasher, 5/16" . . . . .	6	883252	. Rod assembly, latch torsion (right) . . . . .	1
306328	. Pin, cotter, 3/32 x 3/4" . . . . .	1	807439	. . Fitting, lubrication . . . . .	1
306416	. Screw, 5/16-18 x 1" . . . . .	4	883253	. Rod assembly, latch torsion (left) . . . . .	1
306435	. Screw, 5/16-18 x 1 1/4" . . . . .	2	807439	. . Fitting, lubrication . . . . .	1
306562	. Nut, 3/8-16 . . . . .	1	883254	. Handle assembly . . . . .	1
306932	. Nut, 5/16-18 . . . . .	6	883255	. Rod assembly, tailgate release . . . . .	1
306981	. Washer, 3/8" . . . . .	1			
306982	. Washer, 7/16" . . . . .	4			

\* Not illustrated.

INDENTED PART NAMES INDICATE THESE PARTS ARE INCLUDED IN PRECEDING ASSEMBLY.

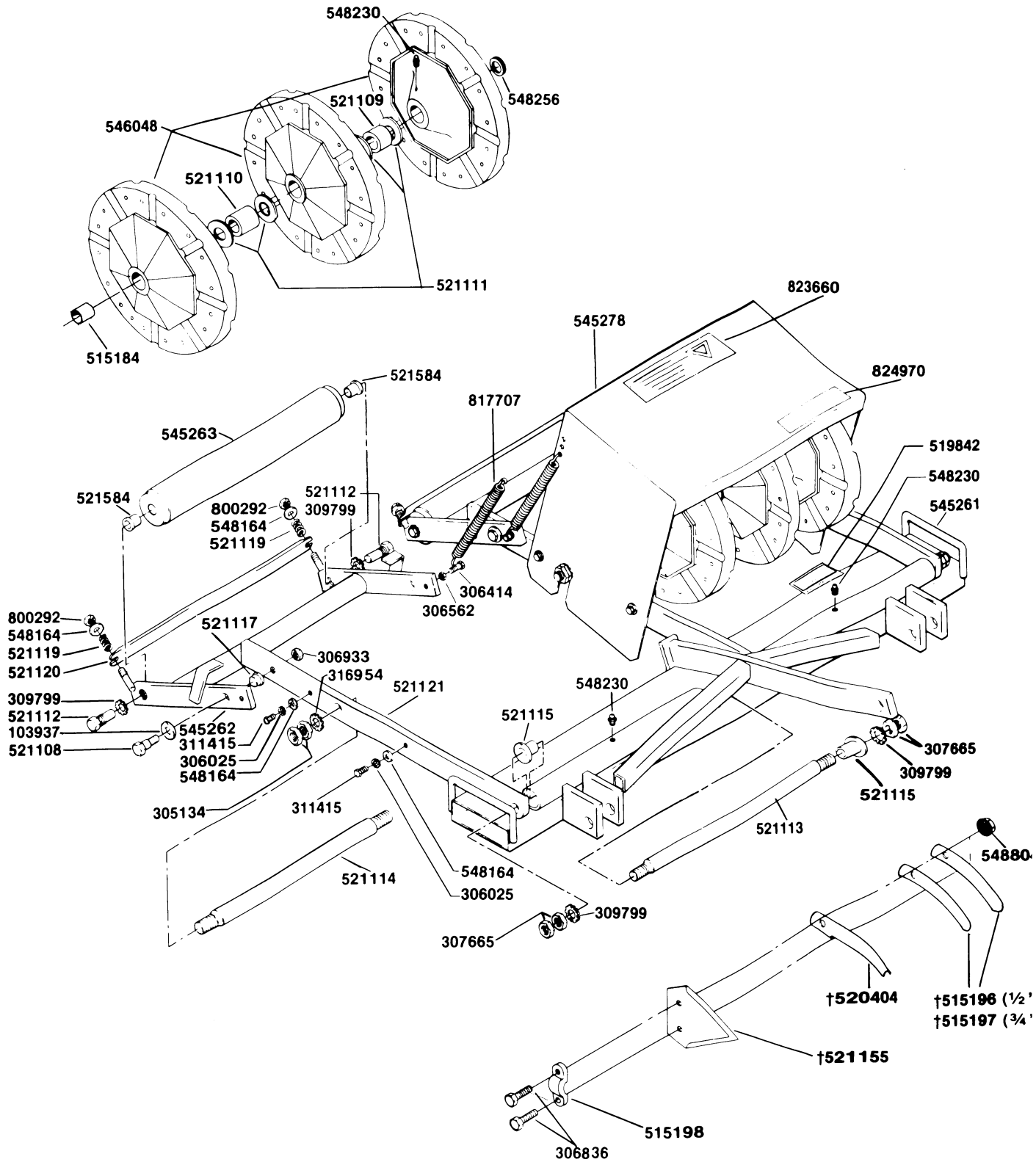


**ACCESSORY  
VICON SPREADER MOUNTING SET**

Part No.	Description	No. Req'd.	Part No.	Description	No. Req'd.
886085	Vicon spreader mounting set . . . .	1	316912	. Screw, 1/2-13 x 2 1/4 . . . . .	1
120166	. Lockwasher, 1/2 . . . . .	1	546402	. Sprocket, idler . . . . .	1
120177	. Lockwasher, 3/8 . . . . .	6	800292	. Nut, 3/8-16 locking . . . . .	2
301431	. Screw, 3/8-16 x 2 1/2 . . . . .	4	800438	. Screw, 3/8-16 x 2 socket head . .	2
306325	. Lockwasher, 5/16 . . . . .	4	812218	. Plate, retainer . . . . .	8
306367	. Key, #9 Woodruff . . . . .	1	829407	. Sprocket, PTO shaft . . . . .	1
306416	. Screw, 5/16-18 x 1 . . . . .	2	829412	. Bar, retainer . . . . .	1
306562	. Nut, 3/8-16 . . . . .	6	829420	. Chain, drive . . . . .	1
306932	. Nut, 5/16-18 . . . . .	2	885023	. Sprocket, spreader . . . . .	1
306981	. Washer, 3/8 . . . . .	6	885025	. Guard, chain . . . . .	1
308091	. Washer, 1/2 . . . . .	7	886102	. Frame, rear mount . . . . .	1
308332	. Nut, 1/2-13 . . . . .	1	886339	. Frame, front mount . . . . .	1
309512	. Screw, 5/16-18 x 1/2 . . . . .	2	829498	. Decal, instructions . . . . .	1

INDENTED PART NAMES INDICATE THESE PARTS ARE INCLUDED IN PRECEDING ASSEMBLY.

**ACCESSORY**  
**QUICK AERATOR SET, KNIFE AND TINE KITS**

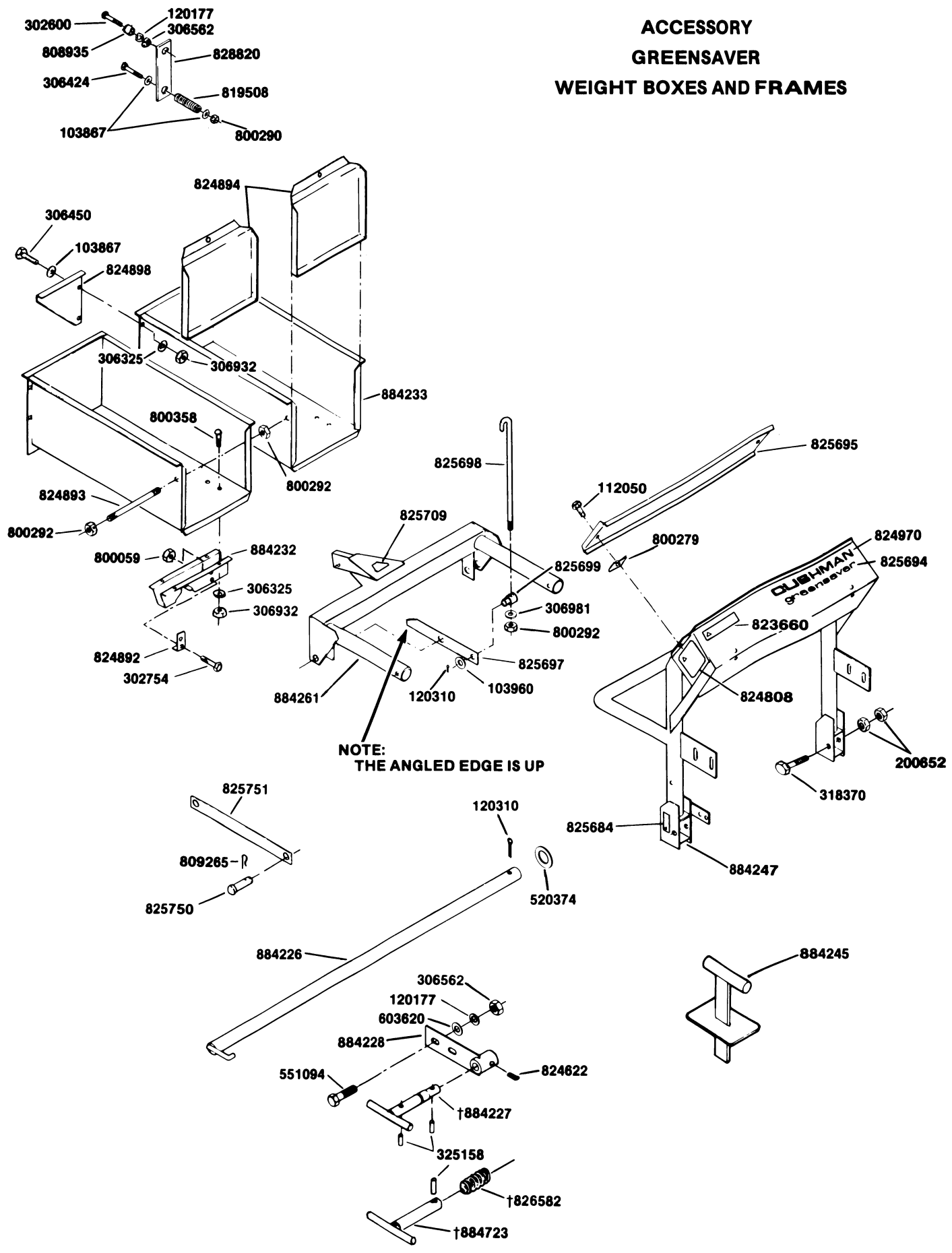


**ACCESSORY**  
**QUICK AERATOR SET, KNIFE AND TINES**

Part No.	Description	No. Req'd.	Part No.	Description	No. Req'd.
515196	1/2'' coring tine.....	48	521112	. Axle, roller.....	4
515197	3/4'' coring tine.....	48	521113	. Pivot, lifting arm.....	2
520404	Aerating tine.....	48	521114	. Axle.....	2
521155	Deep slicing knife.....	48	521115	. Bearing, flanged, pivot arm....	4
883323	Quick Aerator Set, complete....	1	521117	. Bearing, flanged, roller frame..	4
103937	. Washer, 5/8.....	4	521119	. Spring, scraper.....	4
305134	. Nut, 7/8-14.....	8	521120	. Scraper.....	2
306025	. Lockwasher, 3/8, E.T. shake-proof.....	8	521121	. Arm, lifting.....	4
306414	. Screw, 3/8-16 x 1.....	4	521584	. Bearing, flanged, roller.....	4
306562	. Nut, 3/8-16.....	4	545261	. Frame assembly, hitch.....	1
306836	. Screw, 3/8-16 x 1.....	96	548230	. Fitting, lubrication.....	2
306933	. Nut, 1/2-13.....	4	545262	. Arm assembly, roller.....	2
307665	. Nut, 3/4-16.....	8	545263	. Roller assembly.....	2
309799	. Lockwasher, 3/4, E.T. shake-proof.....	8	545278	. Guard assembly, tine.....	2
311415	. Screw, 3/8-16 x 1/2.....	8	823660	. Decal, SAFETY WARNING.....	1
316954	. Lockwasher, 7/8, E.T. shake-proof.....	4	546048	. Wheel assembly, tine.....	6
515198	. Clamp, tine.....	48	515184	. Bushing.....	2
519842	. Decal, operating instruction....	1	548164	. Washer, 3/8.....	12
521108	. Bolt, shoulder.....	4	548230	. Fitting, lubrication.....	8
521109	. Sleeve, axle, short.....	2	548256	. Oil seal, wheel.....	12
521110	. Sleeve, axle, long.....	2	548804	. Nut, 3/8-16, flange lock.....	96
521111	. Spacer, wheel.....	8	800292	. Nut, 3/8-16, lock.....	4
			817707	. Spring.....	4
			824970	. Decal, CUSHMAN.....	2

† The Quick Aerator requires 48 of the individual knives or tines shown to become a workable unit.  
INDENTED PART NAMES INDICATE THESE PARTS ARE INCLUDED IN PRECEDING ASSEMBLY.

# ACCESSORY GREENSAVER WEIGHT BOXES AND FRAMES



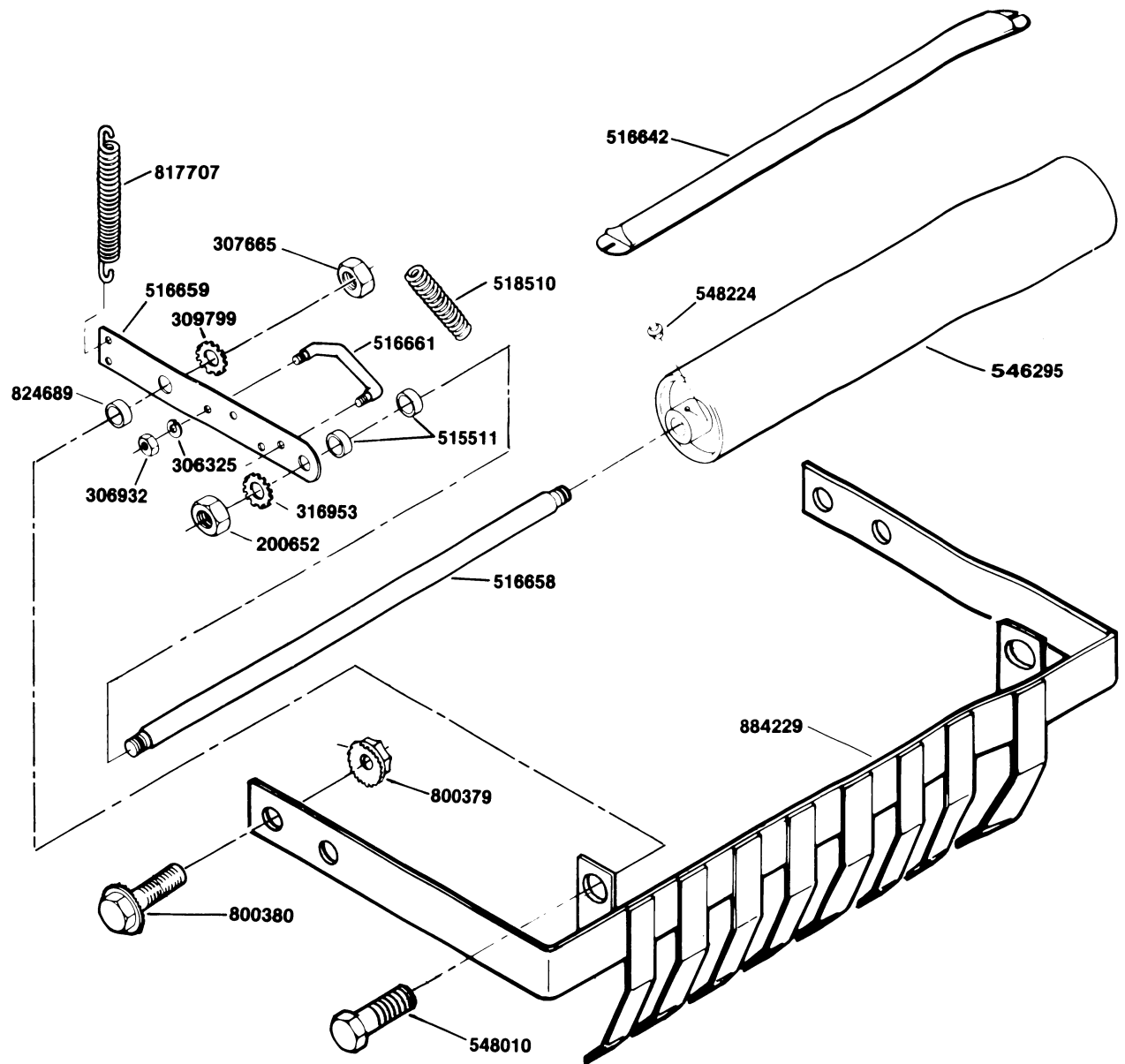


**ACCESSORY  
GREENSAVER 884716  
WEIGHT BOXES AND FRAMES**

Part No.	Description	No. Req'd.	Part No.	Description	No. Req'd.
103867	Washer, 5/16 . . . . .	4	824892	Hook, retainer . . . . .	2
103960	Washer, 3/4 . . . . .	2	824893	Rod, tie . . . . .	2
112050	Screw, 1/4-20 x 5/8, tapping . . . . .	2	824894	Gate, rear . . . . .	2
120177	Lockwasher, 3/8 . . . . .	3	824898	Plate, box holddown . . . . .	1
120310	Pin, cotter, 1/8 x 1-1/2 . . . . .	3	825695	Cover, rear weight box . . . . .	1
200652	Nut, 5/8-11 . . . . .	4	825697	Bracket, mounting . . . . .	2
302600	Screw, 3/8-16 x 1-1/2 . . . . .	1	825698	Rod, lift . . . . .	2
302754	Screw, 1/4-20 x 2-1/4 . . . . .	4	825699	Pivot, lift . . . . .	2
306325	Lockwasher, 5/16 . . . . .	10	825750	Pin, clevis . . . . .	1
306424	Screw, 5/16-18 x 2 . . . . .	1	825751	Lock, hydraulic cylinder . . . . .	1
306450	Screw, 5/16-18 x 3/4 . . . . .	2	†826582	Spring . . . . .	1
306562	Nut, 3/8-16 . . . . .	3	828820	Bracket, box holddown . . . . .	1
306932	Nut, 5/16-18 . . . . .	10	884226	Axle assembly . . . . .	1
306981	Washer, 3/8 . . . . .	2	†884227	Pin assembly, latch . . . . .	1
318370	Screw, 5/8-11 x 4 . . . . .	2	884228	Bracket assembly, latch pin . . . . .	1
325158	Pin, spring, 5/16 x 1-3/4 . . . . .	1	884232	Support assembly, box . . . . .	2
520374	Washer . . . . .	1	884233	Box assembly, front weight . . . . .	2
551094	Screw, 3/8-16 x 1-3/4 . . . . .	2	884245	Tool, tine cleaning . . . . .	1
603620	Washer, special . . . . .	2	884247	Frame assembly, w/decals . . . . .	1
800059	Nut, 1/4-20, lock . . . . .	4	823660	. Decal, safety . . . . .	1
800279	Nut, 1/4-20 speed, type 'J' . . . . .	2	824808	. Decal, safety . . . . .	1
800290	Nut, lock, 5/16-18 . . . . .	1	824970	. Decal, CUSHMAN . . . . .	1
800292	Nut, 3/8-16, lock . . . . .	6	825684	. Decal, safety . . . . .	2
800358	Bolt, 5/16-18 x 3/4, carriage . . . . .	8	825694	. Decal, Greensaver . . . . .	1
808935	Spacer . . . . .	1	884261	Frame assembly, front . . . . .	1
809265	Pin, hair . . . . .	3	825709	. Decal, safety . . . . .	1
819508	Spring . . . . .	1	†884723	Pin assembly, latch . . . . .	1
824622	Plunger, ball spring . . . . .	1			

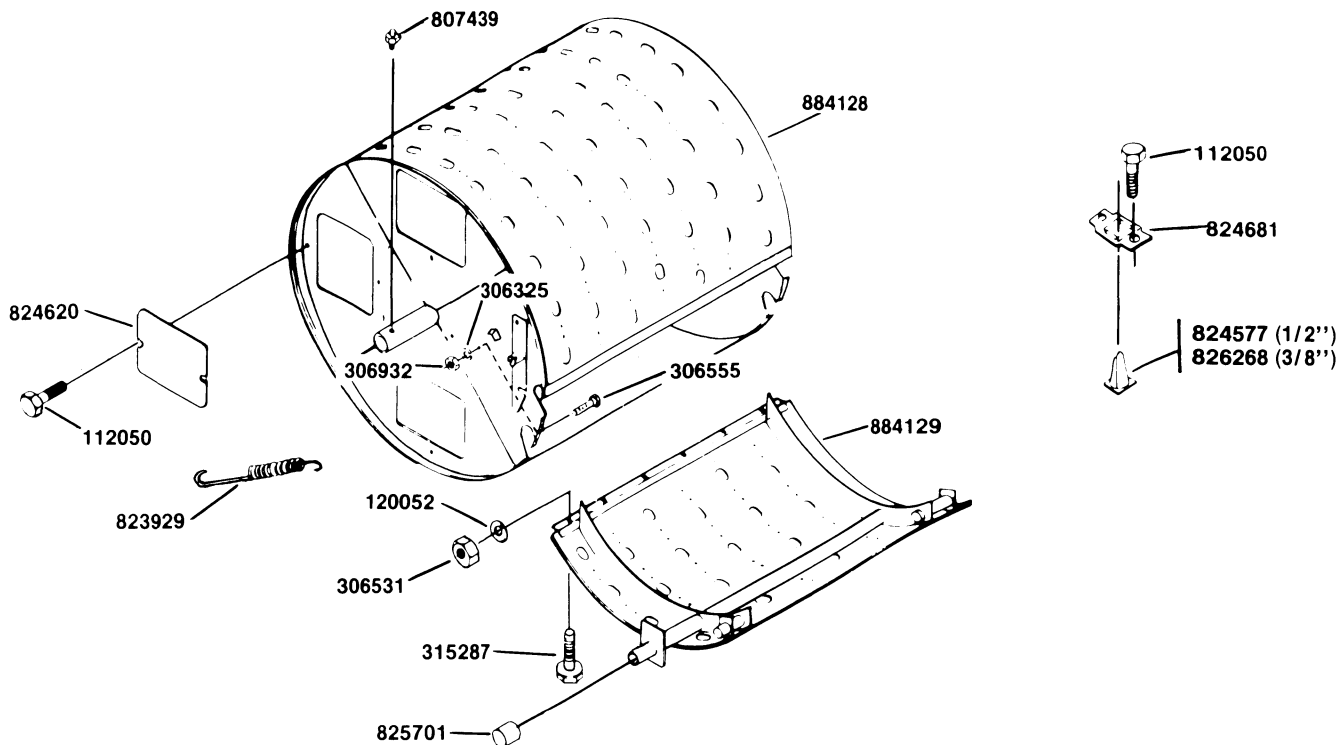
† Before ordering, refer to drum latch rework information.

INDENTED PART NAMES INDICATE THESE PARTS ARE INCLUDED IN PRECEDING ASSEMBLY.



**ACCESSORY  
GREENSAVER 884716  
TURF GUARD**

Part No.	Description	No. Req'd.	Part No.	Description	No. Req'd.
200652	Nut, 5/8-11 jam .....	2	516661	U-bolt .....	2
306325	Lockwasher, 5/16 .....	4	518510	Spring .....	2
306932	Nut, 5/16-18 jam .....	4	546295	Roller assembly, support .....	1
307665	Nut, 3/4-16 jam .....	2	548010	Screw, 3/4-16 x 1-1/4 .....	2
309799	Lockwasher, 3/4 E.T. ....	2	548224	Fitting, lubrication .....	2
316953	Lockwasher, 5/8 E.T. ....	2	800379	Nut, 1/2-13 flange lock .....	4
515511	Bushing .....	4	800380	Screw, 1/2-13 x 1-1/4 flange lock .....	4
516642	Scraper .....	1	817707	Spring .....	2
516658	Shaft .....	1	824689	Spacer, roller bracket .....	2
516659	Bracket, roller .....	2	884229	Guard assembly, turf .....	1



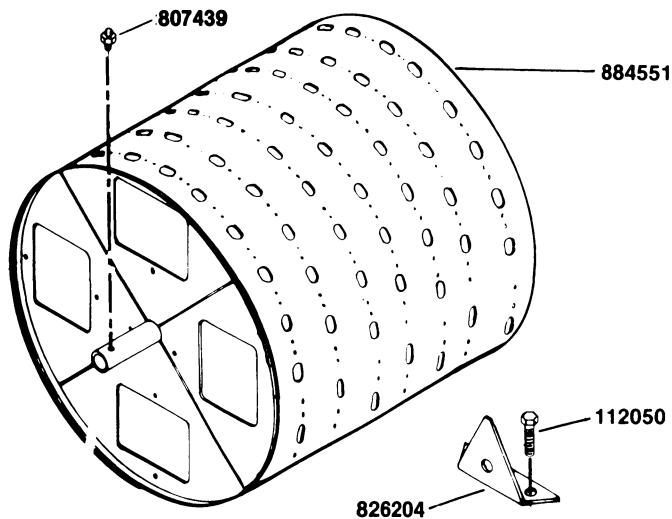
**ACCESSORY  
GREENSAVER 884716**

**3/8" CORING TINE AND DRUM SET NO. 884580**

**1/2" CORING TINE AND DRUM SET NO. 884733**

Part No.	Description	No. Req'd.	Part No.	Description	No. Req'd.
884580	Coring tine (3/8") and drum set, complete	1	315287	. Screw, #10-24 x 1/2, washer head	6
or			807439	. Fitting, lubrication	2
884733	Coring tine (1/2") and drum set, complete	1	823929	. Spring	2
112050	. Screw, 1/4-20 x 5/8, tapping	236	824577	. Tine, coring, 1/2"	112
120052	. Lockwasher, #10	6	824620	. Cover, drum	6
306325	. Lockwasher, 5/16	1	824681	. Plate, tine	112
306531	. Nut, #10-24	6	825701	. Cover, handle	1
306555	. Screw, 5/16-18 x 5/8	1	826268	. Tine, coring, 3/8"	112
306932	. Nut, 5/16-18	1	884128	. Drum	1
			884129	. Door assembly	1

INDENTED PART NAMES INDICATE THESE PARTS ARE INCLUDED IN PRECEDING ASSEMBLY.



**ACCESSORY  
GREENSAVER 884716  
SLICING TINE AND DRUM SET**

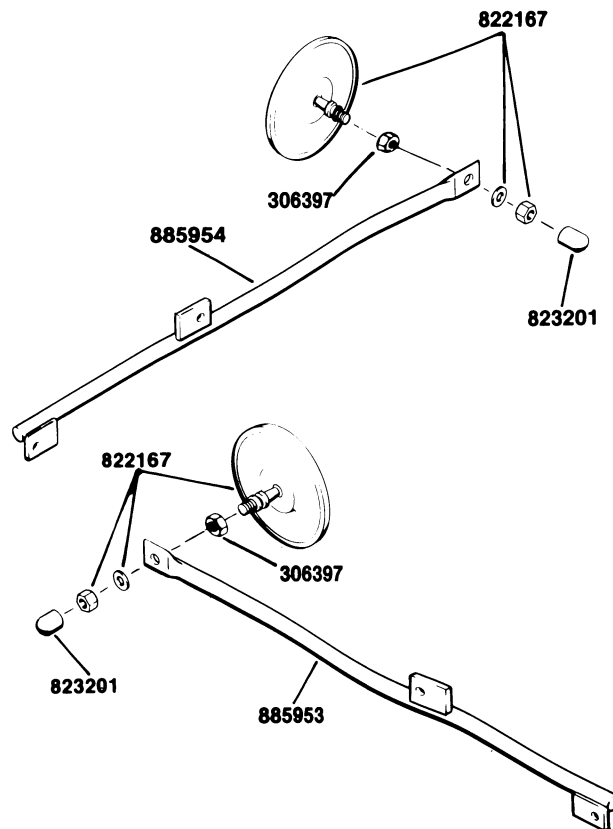
Part No.	Description	No. Req'd.
884578	Drum set, complete . . . . .	1
112050	. Screw, 1/4-20 x 5/8, tapping . . . . .	224
807439	. Fitting, lubrication . . . . .	2
826204	. Tine, slicing . . . . .	112
884551	. Drum . . . . .	1

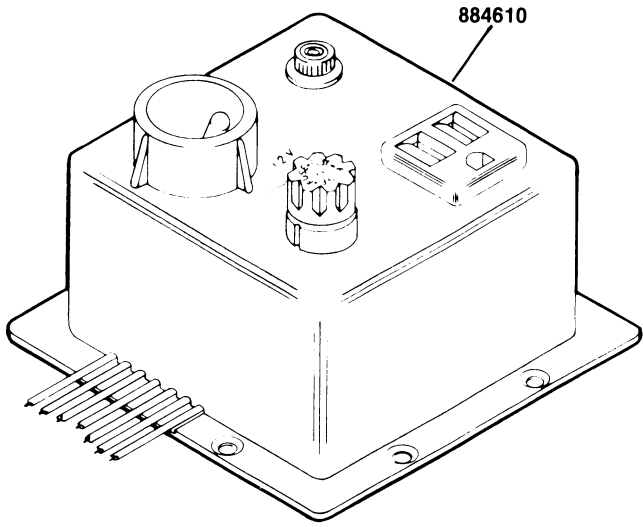
INDENTED PART NAMES INDICATE THESE PARTS ARE INCLUDED IN PRECEDING ASSEMBLY.

**ACCESSORY  
REAR VIEW MIRROR SET  
PART NO. 885903**

Part No.	Description	No. Req'd.
885903	Mirror set, complete . . . . .	1
306397	. Nut, 1/4-28 . . . . .	2
822167	. Mirror, rear view . . . . .	2
823201	. Cap, mirror mounting . . . . .	2
885953	. Arm assembly, right . . . . .	1
885954	. Arm assembly, left . . . . .	1

INDENTED PART NAMES INDICATE THESE PARTS ARE INCLUDED IN PRECEDING ASSEMBLY.






**ACCESSORY  
POWER CONVERTOR SET**

Part No.	Description	No. Req'd.
884610	Power convertor, complete . . . . .	1
*826829	. Decal, operating instructions . .	1

\* Not illustrated.

INDENTED PART NAMES INDICATE THESE PARTS ARE INCLUDED IN PRECEDING ASSEMBLY.



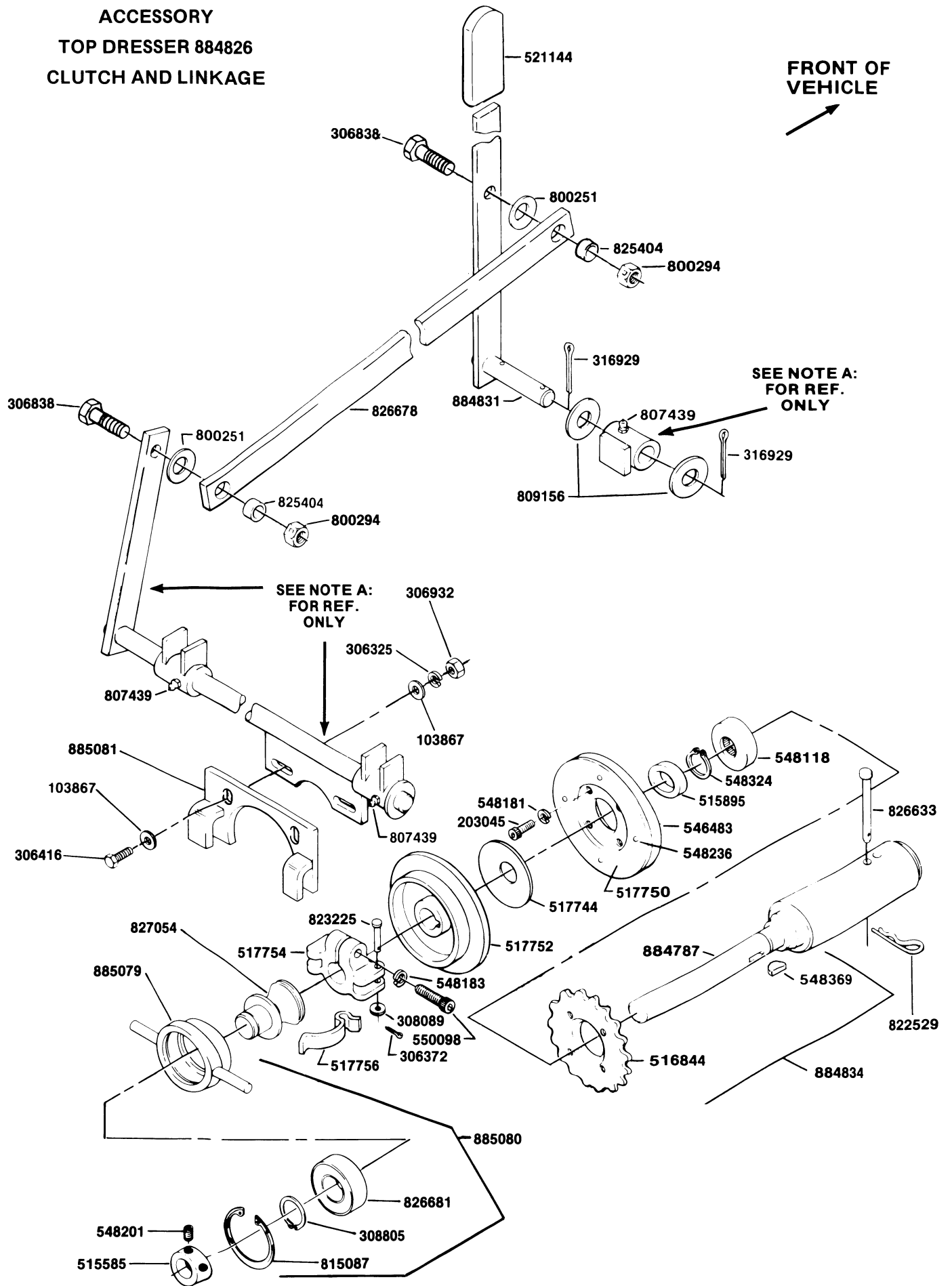
**ACCESSORY  
HOUR METER SET**

Part No.	Description	No. Req'd.	Part No.	Description	No. Req'd.
885098	Hour meter set . . . . .	1	*884897	. Wire ass'y, green, 19'' (533 mm) . . . . .	1
*880841	. Wire ass'y, black, 15'' (381 mm)	1	885240	. Hour meter . . . . .	1

\* Not illustrated.

INDENTED PART NAMES INDICATE THESE PARTS ARE INCLUDED IN PRECEDING ASSEMBLY.

**ACCESSORY  
TOP DRESSER 884826  
CLUTCH AND LINKAGE**



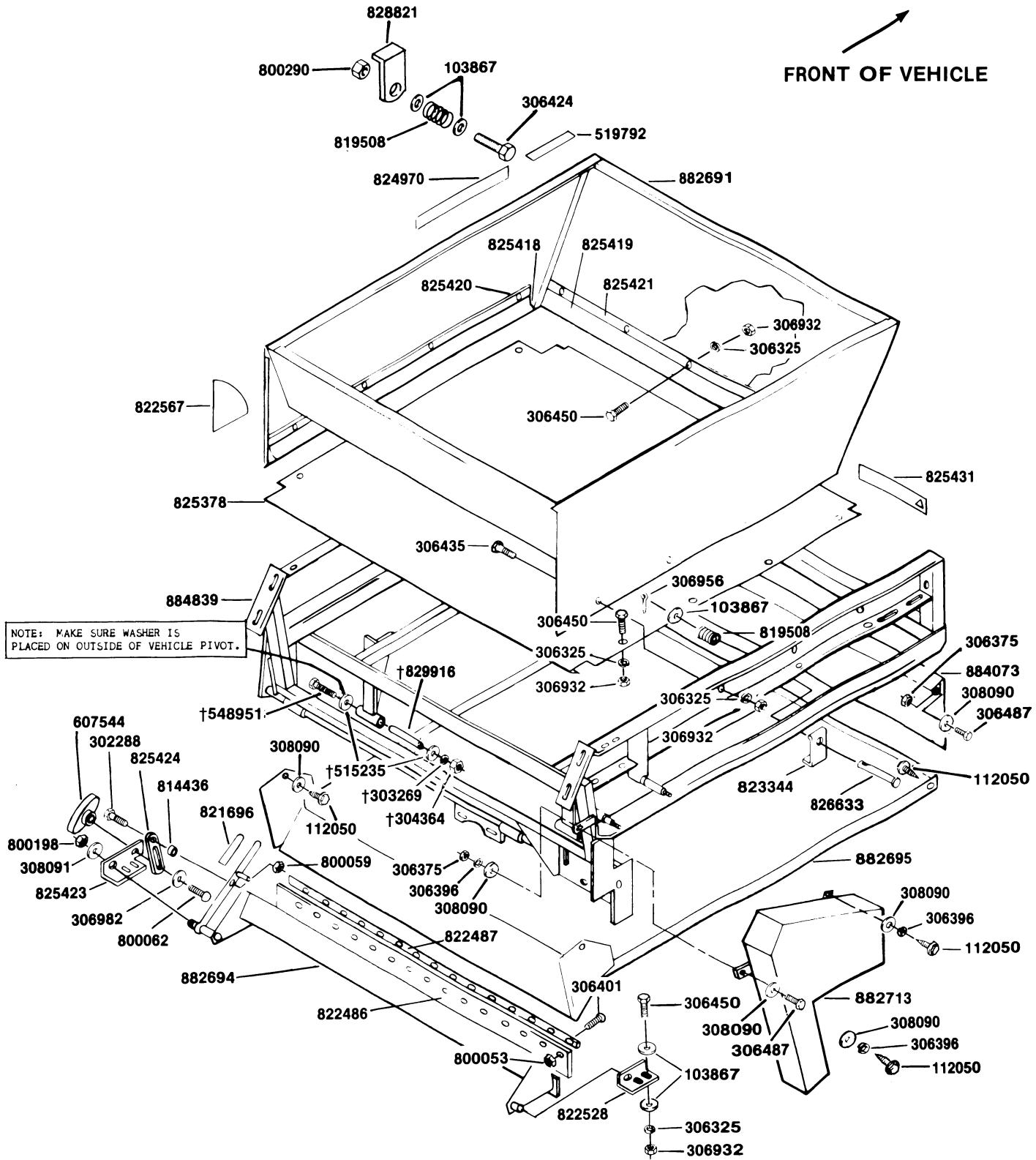
**ACCESSORY  
TOP DRESSER 884826  
CLUTCH AND LINKAGE**

Part No.	Description	No. Req'd.	Part No.	Description	No. Req'd.
103867	Washer, 5/16 . . . . .	4	517744	. Washer, special . . . . .	1
306325	Lockwasher, 5/16 . . . . .	2	517752	. Plate, pressure . . . . .	1
306416	Screw, 5/16-18 x 1 . . . . .	2	517754	. Clamp . . . . .	1
306838	Screw, 7/16-14 x 1 . . . . .	2	517756	. Finger . . . . .	2
306932	Nut, 5/16-18 . . . . .	2	546483	. Plate assembly, clutch . . . . .	1
316929	Pin, cotter, 1/8 x 1 3/4 . . . . .	2	517750	. . Lining, disc . . . . .	1
521144	Handle, cover . . . . .	1	548236	. . Rivet . . . . .	4
800251	Washer, wave, 21/32 I.D. . . . .	2	548118	. Bearing . . . . .	1
800294	Nut, 7/16-14, centerlock . . . . .	2	548181	. Lockwasher, 1/4 . . . . .	4
807439	Fitting, lubrication . . . . .	3	548183	. Lockwasher, 5/16 . . . . .	1
809156	Washer, special . . . . .	2	548201	. Screw, 5/16-18 x 5/16, set . . . . .	2
822529	Pin, internal cotter (hair) . . . . .	1	548324	. Ring, retaining . . . . .	1
825404	Bushing, link . . . . .	2	548369	. Key, woodruff, #61 . . . . .	1
826633	Pin, clevis . . . . .	1	550098	. Screw, 5/16-18 x 1 1/4, socket head . . . . .	1
826678	Link, shifting . . . . .	1	823225	. Pin, clevis, 3/16 x 1 . . . . .	2
884831	Arm assembly, clutch . . . . .	1	884787	. Shaft assembly, P.T.O. . . . .	1
884834	Clutch and shaft assembly . . . . .	1	885080	. Slide assembly, shifter . . . . .	1
203045	. Screw, 1/4-20 x 5/8, socket head . . . . .	4	308805	. . Ring, retaining . . . . .	1
306372	. Pin, cotter, 3/32 x 1/2 . . . . .	2	815087	. . Ring, retaining . . . . .	1
308089	. Washer, 3/16 . . . . .	2	826681	. . Bearing, ball . . . . .	1
515585	. Collar . . . . .	1	827054	. . Slide, shifter . . . . .	1
515895	. Spacer . . . . .	1	885079	. . Retainer assembly, bearing . . . . .	1
516844	. Sprocket, 20 tooth . . . . .	1	885081	. Fork assembly, shifter . . . . .	1

INDENTED PART NAMES INDICATE THESE PARTS ARE INCLUDED IN PRECEDING ASSEMBLY.

NOTE A: REFER TO CLUTCH SET (PART NO. 884857), INSTRUCTION PART NO. 826725 FOR PART NUMBERS OF THE REF. ITEMS.

**ACCESSORY  
TOP DRESSER 884826  
HOPPER AND FRAME**





**ACCESSORY**  
**TOP DRESSER 884826**  
**HOPPER AND FRAME**

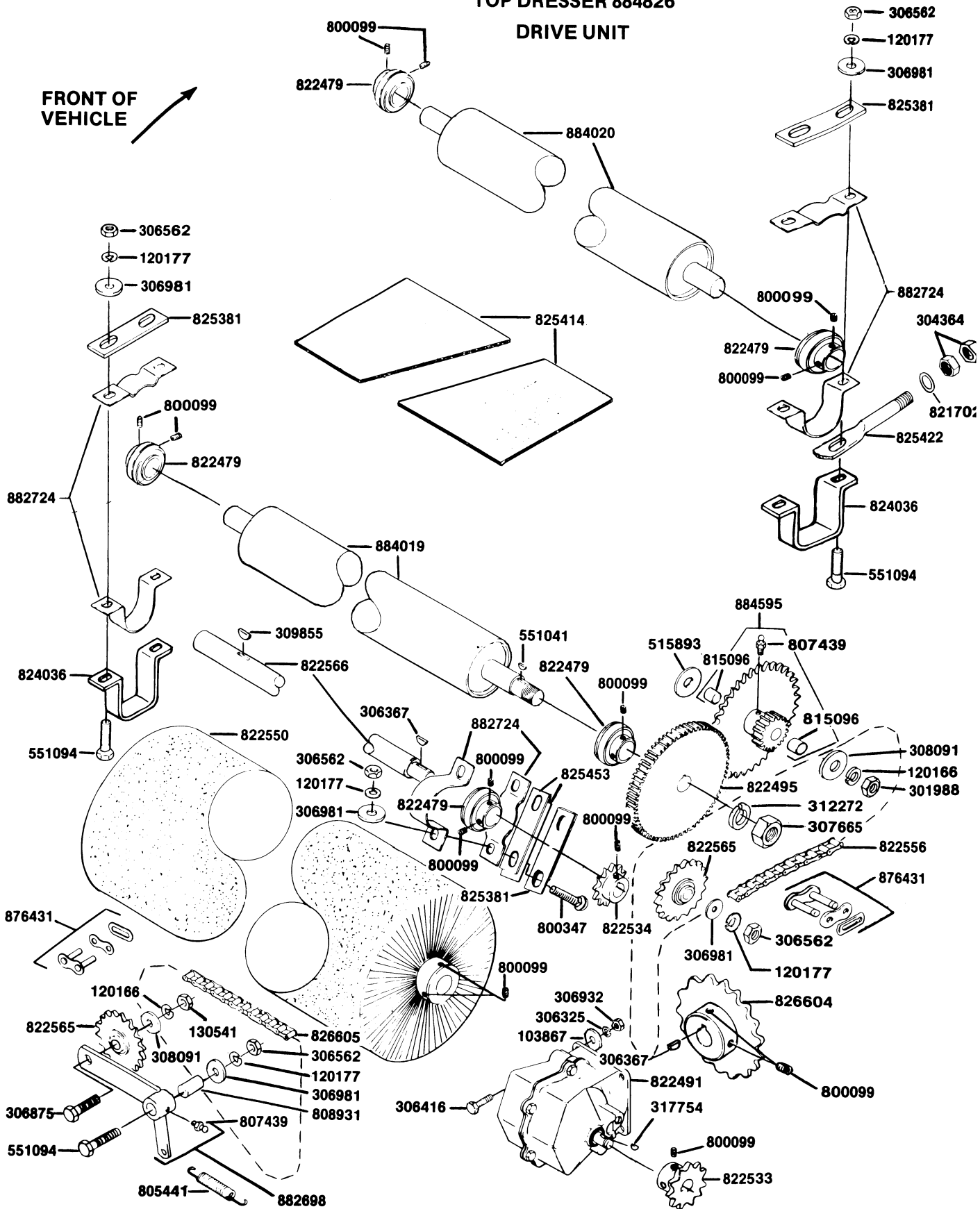
Part No.	Description	No. Req'd.	Part No.	Description	No. Req'd.
103867	Washer, 5/16 . . . . .	11	814436	Spacer . . . . .	1
112050	Screw, 1/4-20 x 5/8, tapping . . . . .	6	819508	Spring . . . . .	2
302288	Screw, 1/4-20 x 1 . . . . .	1	821696	Grip, handle . . . . .	1
†303269	Lockwasher, 7/16 . . . . .	1	822486	Strip, gate . . . . .	1
†304364	Nut, 7/16-14 . . . . .	1	822487	Retainer, gate strip . . . . .	1
306325	Lockwasher, 5/16 . . . . .	25	822528	Bracket, right gate . . . . .	1
306375	Nut, 1/4-20 . . . . .	3	822567	Decal, gate . . . . .	1
306396	Lockwasher, 1/4 . . . . .	3	823344	Bracket, frame holddown . . . . .	1
306401	Screw, #10-24 x 5/8, rd. hd. . . . .	15	824970	Decal, CUSHMAN . . . . .	2
306424	Screw, 5/16-18 x 2 . . . . .	1	825378	Panel, spreader bottom . . . . .	1
306435	Screw, 5/16-18 x 1 1/4 . . . . .	8	825418	Flap, conveyor side . . . . .	2
306450	Screw, 5/16-18 x 3/4 . . . . .	17	825419	Flap, conveyor front . . . . .	1
306487	Screw, 1/4-20 x 5/8 . . . . .	3	825420	Strip, flap side . . . . .	2
306932	Nut, 5/16-18 . . . . .	25	825421	Strip, flap front . . . . .	1
306956	Pin, cotter, 1/8 x 3/4 . . . . .	1	825423	Bracket, handle gate support . . . . .	1
306982	Washer, 15/32 . . . . .	1	825424	Bracket, handle adjusting . . . . .	1
308090	Washer, 1/4 . . . . .	8	826633	Pin, holddown to frame . . . . .	1
308091	Washer, 1/2 . . . . .	4	828821	Catch, frame . . . . .	1
†515235	Washer . . . . .	2	†829916	Bushing . . . . .	1
519792	Decal, shifter, 'OFF—ON' . . . . .	1	882691	Hopper assembly . . . . .	1
†548951	Screw, 7/16-14 x 5 1/2 . . . . .	1	882694	Gate assembly . . . . .	1
607544	Knob, gate lock . . . . .	1	882695	Deflector . . . . .	1
800053	Nut, #10-24, lock . . . . .	15	882713	Guard, chain . . . . .	1
800059	Nut, 1/4-20, lock . . . . .	1	884073	Shield assembly . . . . .	1
800062	Bolt, carriage, 5/16-18 x 1 1/4 . . . . .	1	825431	. Decal, warning, conveyor . . . . .	1
800198	Nut, 1/2-20, lock . . . . .	1	884839	Frame assembly . . . . .	1
800290	Nut, 5/16-18, lock . . . . .	1			

INDENTED PART NAMES INDICATE THESE PARTS ARE INCLUDED IN PRECEDING ASSEMBLY.

† Bushing and washers MUST be used and positioned as shown when accessory is equipped with a frame mounted, adjustable gear box drive chain idler sprocket.

NOTE: THIS ILLUSTRATION AND THE PARTS LIST ARE FOR ACCESSORY WITH PRIOR DESIGN SPRING LOADED, ARM MOUNTED, GEAR BOX DRIVE CHAIN IDLER SPROCKET.

ACCESSORY  
TOP DRESSER 884826  
DRIVE UNIT



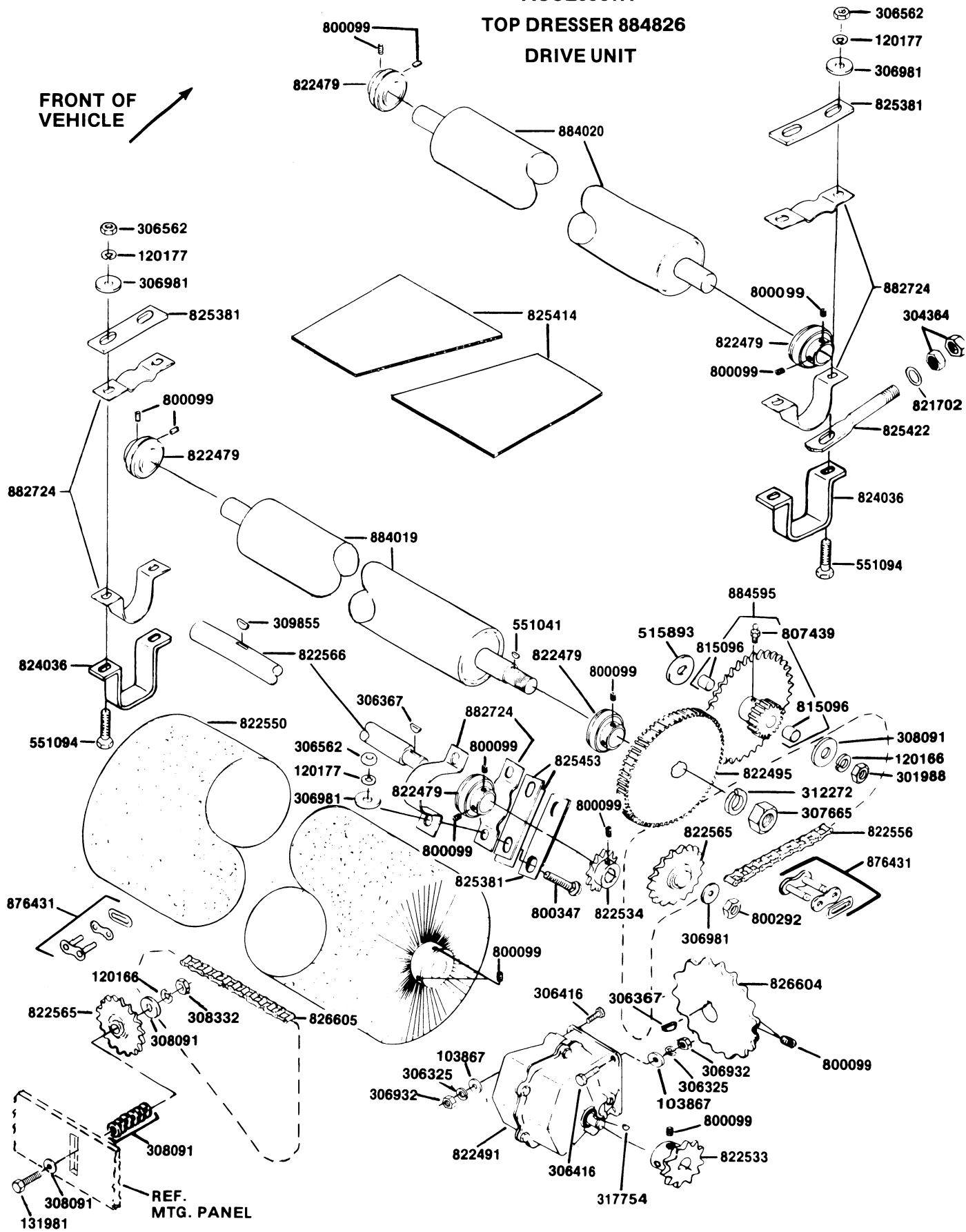
**ACCESSORY  
TOP DRESSER 884826  
DRIVE UNIT**

Part No.	Description	No. Req'd.	Part No.	Description	No. Req'd.
103867	Washer, 5/16 . . . . .	4	306367	. Key, #9 Woodruff . . . . .	1
120166	Lockwasher, 1/2 . . . . .	2	317754	. Key, #4 Woodruff . . . . .	1
120177	Lockwasher, 3/8 . . . . .	13	822495	Gear, conveyor drive . . . . .	1
130541	Nut, 1/2-20, jam . . . . .	1	822533	Sprocket, 11 tooth . . . . .	1
301988	Nut, 1/2-20, hex . . . . .	1	822534	Sprocket, 12 tooth . . . . .	1
304364	Nut, 7/16-14 . . . . .	4	822550	Brush, w/screws . . . . .	1
306325	Lockwasher, 5/16 . . . . .	4	800099	. Screws, 1/4-20, socket . . . . .	4
306367	Key, #9 Woodruff . . . . .	1	822556	Chain, #40, roller . . . . .	1
306416	Screw, 5/16-18 x 1 . . . . .	4	822565	Sprocket, idler, 18 tooth . . . . .	2
306562	Nut, 3/8-16 . . . . .	14	822566	Shaft, brush drive . . . . .	1
306875	Screw, 1/2-20 x 1 1/2 . . . . .	1	824036	Support, bearing . . . . .	4
306932	Nut, 5/16-18 . . . . .	4	825381	Spacer . . . . .	6
306981	Washer, 3/8 . . . . .	14	825414	Belt, conveyor . . . . .	1
307665	Nut, 3/4-16 . . . . .	1	825422	Rod, conveyor adjusting . . . . .	2
308091	Washer, 1/2 . . . . .	2	825453	Shim . . . . .	4
309855	Key, Type A, Woodruff . . . . .	1	826604	Sprocket, 20 tooth . . . . .	1
312272	Lockwasher, 3/4 . . . . .	1	826605	Chain, P.T.O. roller . . . . .	1
515893	Washer, 3/4 . . . . .	1	876431	Link assembly, connector . . . . .	2
551041	Key, #6, Woodruff . . . . .	1	882698	Idler arm assembly . . . . .	1
551094	Screw, 3/8-16 x 1 3/4 . . . . .	9	807439	. Fitting, lubrication . . . . .	1
800099	Screw, 1/4-20, socket . . . . .	20	882724	Retainer set . . . . .	6
800347	Bolt, carriage, 3/8-16 x 1 3/4 . . . . .	4	884019	Roller assembly, w/bearings . . . . .	1
805441	Spring . . . . .	1	822479	. Bearing . . . . .	2
808931	Bushing . . . . .	1	884020	Roller assembly, w/bearings . . . . .	1
821702	Washer, special . . . . .	2	822479	. Bearing . . . . .	2
822479	Bearing . . . . .	2	884595	Idler gear, conveyor . . . . .	1
822491	Gear box, w/keys . . . . .	1	807439	. Fitting, lubrication . . . . .	1
			815096	. Bushing . . . . .	2

INDENTED PART NAMES INDICATE THESE PARTS ARE INCLUDED IN PRECEDING ASSEMBLY.

NOTE: THIS ILLUSTRATION AND THE PARTS LIST ARE FOR ACCESSORY WITH LATER DESIGN FRAME MOUNTED, ADJUSTABLE, GEAR BOX DRIVE CHAIN IDLER SPROCKET.

### ACCESSORY TOP DRESSER 884826 DRIVE UNIT

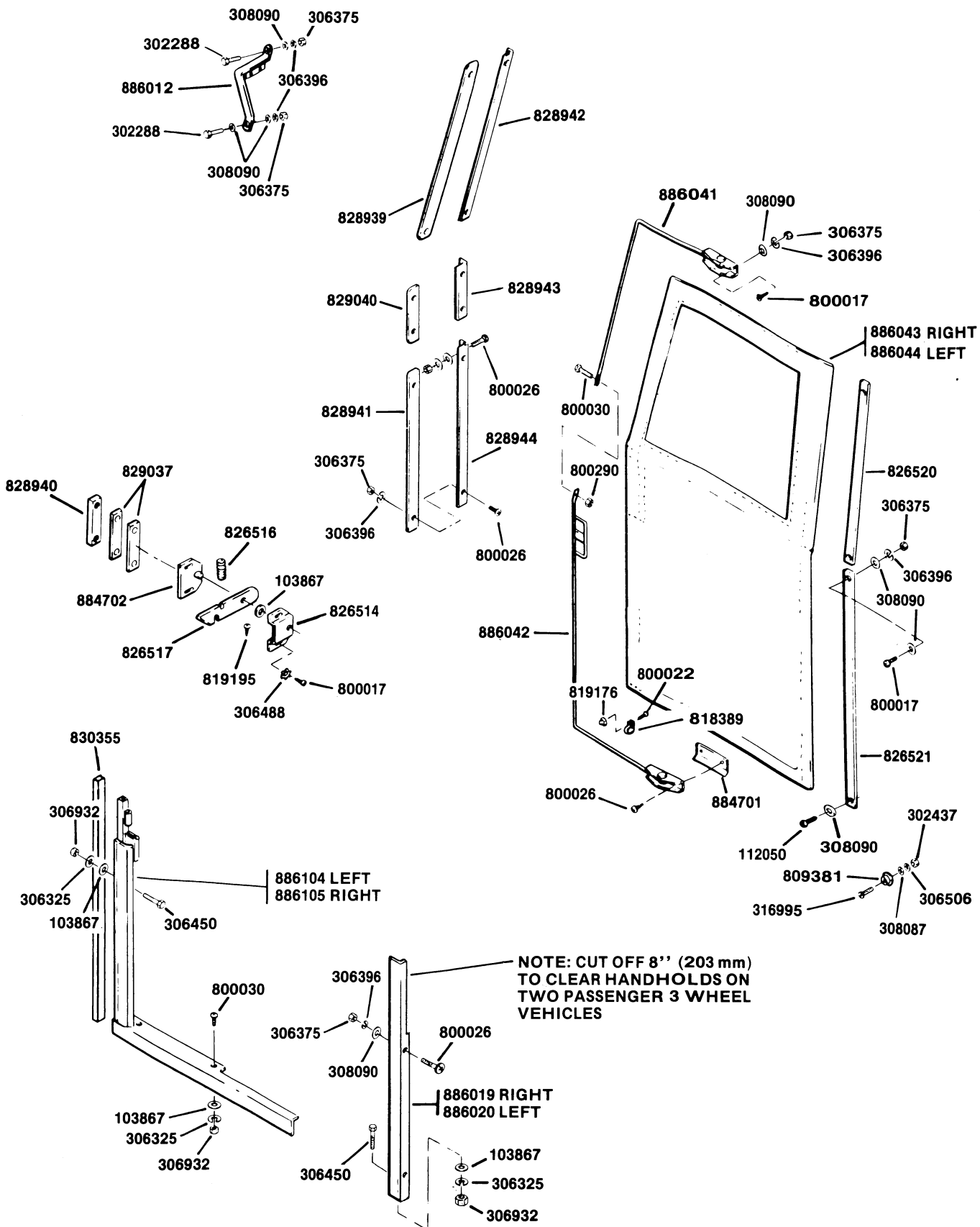


**ACCESSORY**  
**TOP DRESSER 884826**  
**DRIVE UNIT**

Part No.	Description	No. Req'd.	Part No.	Description	No. Req'd.
103867	Washer, 5/16	4	306367	. Key, #9 Woodruff	1
120166	Lockwasher, 1/2	2	317754	. Key, #4 Woodruff	1
120177	Lockwasher, 3/8	12	822495	Gear, conveyor drive	1
131981	Screw, 1/2-13 x 2 1/2	1	822533	Sprocket, 11 tooth	1
301988	Nut, 1/2-20, hex	1	822534	Sprocket, 12 tooth	1
304364	Nut, 7/16-14	4	822550	Brush, w/screws	1
306325	Lockwasher, 5/16	4	800099	. Screws, 1/4-20, socket	4
306367	Key, #9 Woodruff	1	822556	Chain, #40, roller	1
306416	Screw, 5/16-18 x 1	4	822565	Sprocket, idler, 18 tooth	2
306562	Nut, 3/8-16	12	822566	Shaft, brush drive	1
306932	Nut, 5/16-18	4	824036	Support, bearing	4
306981	Washer, 3/8	13	825381	Spacer	6
307665	Nut, 3/4-16	1	825414	Belt, conveyor	1
308091	Washer, 1/2	9	825422	Rod, conveyor adjusting	2
308332	Nut, 1/2-13	1	825453	Shim	4
309855	Key, Type A, Woodruff	1	826604	Sprocket, 20 tooth	1
312272	Lockwasher, 3/4, medium	1	826605	Chain, P.T.O. roller	1
515893	Washer, 3/4	1	876431	Link assembly, connector	2
551041	Key, #6, Woodruff	1	882724	Retainer set	6
551094	Screw, 3/8-16 x 1 3/4	8	884019	Roller assembly, w/bearings	1
800099	Screw, 1/4-20, socket	20	822479	. Bearing	2
800292	Nut, 3/8-16, lock (center)	1	884020	Roller assembly, w/bearings	1
800347	Bolt, carriage, 3/8-16 x 1 3/4	4	822479	. Bearing	2
821702	Washer, special	2	884595	Idler gear, conveyor	1
822479	Bearing	2	807439	. Fitting, lubrication	1
822491	Gear box, w/keys	1	815096	. Bushing	2

INDENTED PART NAMES INDICATE THESE PARTS ARE INCLUDED IN PRECEDING ASSEMBLY.

**ACCESSORY  
CLOTH DOOR SETS  
PART NO. 886704 — LEFT DOOR  
PART NO. 886705 — RIGHT DOOR  
(REPLACES DISCONTINUED DOOR SET 885816)**



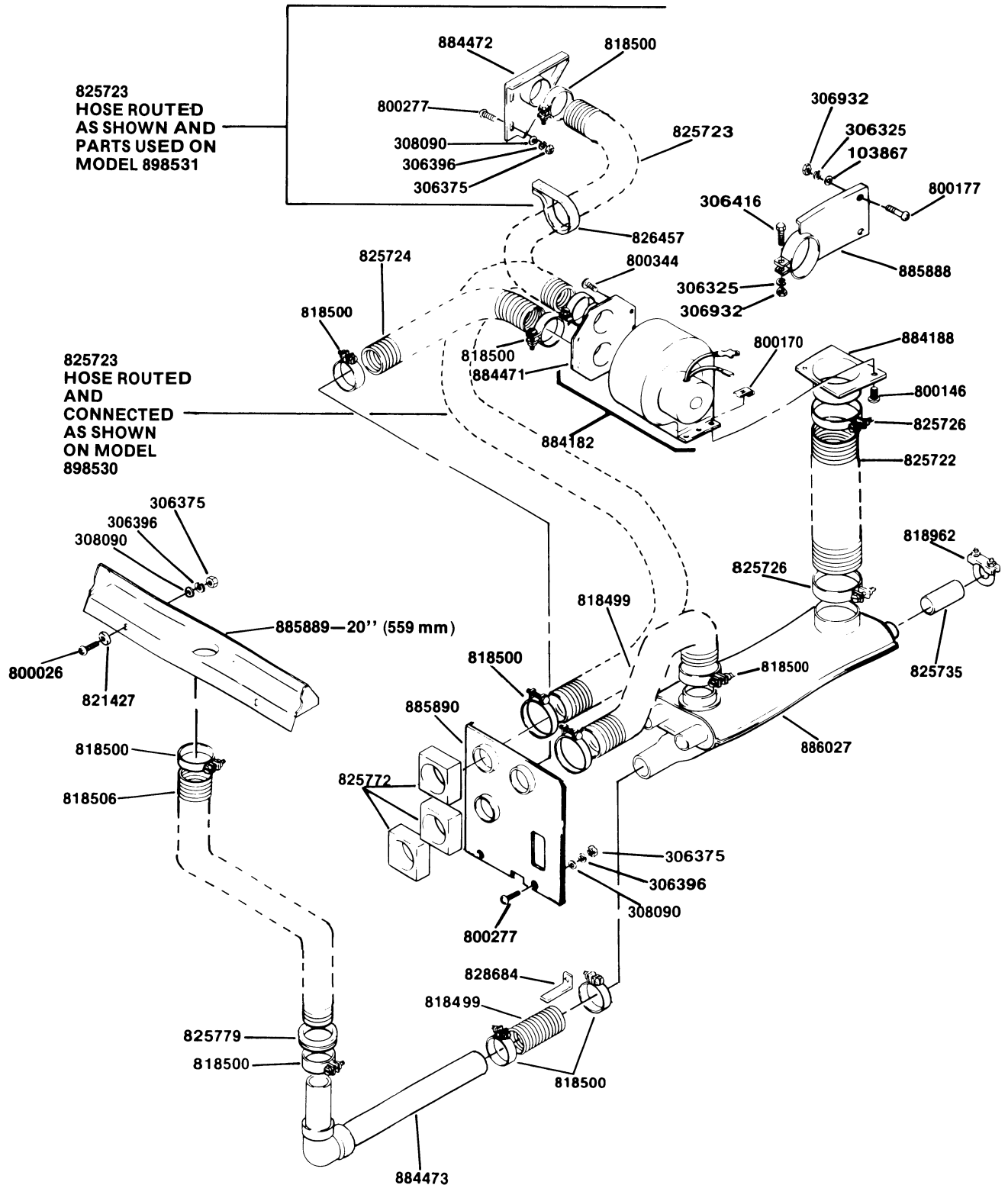
**ACCESSORY  
CLOTH DOOR SET  
PART NO. 886704 — LEFT DOOR  
PART NO. 886705 — RIGHT DOOR  
(REPLACES DISCONTINUED DOOR SET 885816)**

Part No.	Description	No. Req'd.	Part No.	Description	No. Req'd.
886704	Door, cloth, LEFT, set complete	1	826517	. Handle, latch . . . . .	1
or			826520	. Strip, upper door mounting . . . . .	1
886705	Door, cloth, RIGHT, set complete	1	826521	. Strip, lower door mounting . . . . .	1
103867	. Washer, 5/16 . . . . .	5	828939	. Strip, upper . . . . .	1
112050	. Screw, 1/4-20 x 5/8, tapping . . . . .	1	828940	. Strip, middle . . . . .	1
302288	. Screw, 1/4-20 x 1 . . . . .	2	828941	. Strip, lower . . . . .	1
302437	. Nut, #6-32 . . . . .	4	828942	. Bracket, angle, upper . . . . .	1
306325	. Lockwasher, 5/16 . . . . .	4	828943	. Bracket, angle middle . . . . .	1
306375	. Nut, 1/4-20 . . . . .	21	828944	. Bracket, angle, lower . . . . .	1
306396	. Lockwasher, 1/4 . . . . .	21	829037	. Spacer, latch . . . . .	2
306450	. Screw, 5/16-18 x 3/4 . . . . .	2	829040	. Plate, threaded . . . . .	1
306488	. Lockwasher, 1/4 E.T. shake-proof . . . . .	2	830355	. Seal, adhesive backed, 1/4 x 1/2 x 25' . . . . .	As Req'd.
306506	. Lockwasher, #6 . . . . .	4			
306932	. Nut, 5/16-18 . . . . .	4	884701	. Plate, nut . . . . .	1
308087	. Washer, #6 . . . . .	4	884702	. Plate, latch . . . . .	1
308090	. Washer, 1/4 . . . . .	20	886012	. Bracket, mirror . . . . .	1
316995	. Screw, #6-32 x 7/8 . . . . .	4	886019	. Filler panel, RIGHT . . . . .	1
800017	. Screw, 1/4-20 x 1 PTH . . . . .	7	or		
800022	. Screw, #10-24 x 3/8 PTH . . . . .	2	886029	. Filler panel, LEFT . . . . .	1
800026	. Screw, 1/4-20 x 3/4 . . . . .	16	886041	. Rod, upper . . . . .	1
800030	. Screw, 5/16-18 x 1 PTH . . . . .	3	886042	. Rod, lower . . . . .	1
800290	. Nut, 5/16-18, locking . . . . .	1	886043	. Cover, RIGHT . . . . .	1
809381	. Fastener, snap . . . . .	4	or		
818389	. Clip . . . . .	2	886044	. Cover, LEFT . . . . .	1
819176	. Nut, #10-24 acorn . . . . .	2	886104	. Latch support, LEFT . . . . .	1
819195	. Screw, #8-18 x 1/2 . . . . .	1	or		
826514	. Cover, latch . . . . .	1	886105	. Latch support, RIGHT . . . . .	1
826516	. Spring, latch . . . . .	1			

INDENTED PART NAMES INDICATE THESE PARTS ARE INCLUDED IN PRECEDING ASSEMBLY.

NOTE: THIS ILLUSTRATION AND THE PARTS LIST ARE FOR PRIOR DESIGN HEATER/DEFROSTER USED WITH DISCONTINUED 885812 CAB SET.

**ACCESSORY  
HEATER/DEFROSTER  
AND MODIFICATION 000684**





**ACCESSORY  
HEATER/DEFROSTER  
AND MODIFICATION 000684**

Part No.	Description	No. Req'd.	Part No.	Description	No. Req'd.
885730	Heater-defroster set, complete . .	†	825726	. Clamp, hose . . . . .	2
103867	. Washer, 5/16 . . . . .	2	825735	. Coupler . . . . .	2
306325	. Lockwasher, 5/16 . . . . .	3	825772	. Gasket . . . . .	3
306375	. Nut, 1/4-20 . . . . .	7	825779	. Grommet . . . . .	1
306396	. Lockwasher, 1/4 . . . . .	7	*825844	. Cement, foam pads . . . . .	1
306416	. Screw, 5/16-18 x 1 . . . . .	1	*826078	. Sealant, exhaust . . . . .	1
306932	. Nut, 5/16-18 . . . . .	3	826457	. Clamp, hose support . . . . .	1
308090	. Washer, 1/4 . . . . .	7	826684	. Bracket . . . . .	1
*320107	. Tie, wire, 7" (178 mm) . . . . .	2	884182	. Blower assembly . . . . .	1
800026	. Screw, 1/4-20 x 3/4 PTH . . . . .	2	884471	. Plate ass'y set, blower . . . . .	1
800146	. Screw, #10-16 x 3/4, P.T.H. . . . .	2	800344	. Screw, #10 AB x 9/16, P.T.H. tapping . . . . .	3
800170	. Nut, speed, #10 . . . . .	2	*818520	. Caulking . . . . .	1
800277	. Screw, 1/4-20 x 5/8, P.T.H. . . . .	5	884188	. Outlet, blower . . . . .	1
818499	. Hose . . . . .	2	884472	. Inlet ass'y, fresh air . . . . .	1
818500	. Clamp, hose . . . . .	13	884473	. Tube, defroster . . . . .	1
818506	. Hose, defroster, 44" (1 118 mm)	1	885849	. Switch, blower . . . . .	1
818962	. Clamp, hose . . . . .	4	885888	. Bracket ass'y, blower mtg. . . . .	1
*823549	. Tie, defroster hose, 14" (356 mm) . . . . .	2	885889	. Diffuser, defroster, 20" (559 mm) . . . . .	1
825722	. Hose, blower, 8" (203 mm) . . . . .	1	885890	. Plate ass'y, cab heat . . . . .	1
825723	. Hose, fresh air, 24" (609 mm) . . . . .	1	886027	. Heat exchanger assembly . . . . .	1
825724	. Hose, cab air, 18" (457 mm) . . . . .	1			

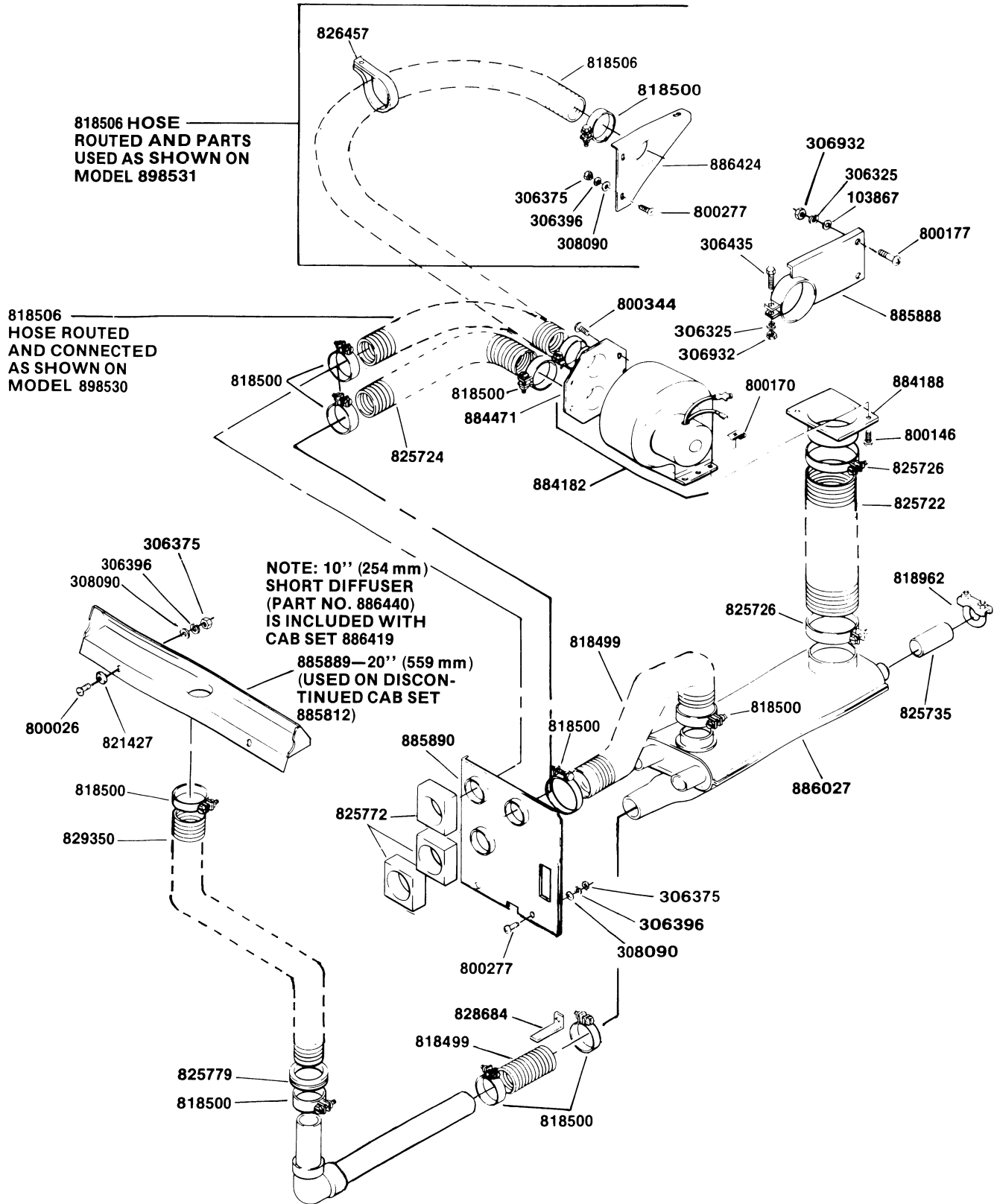
\* Not illustrated.

INDENTED PART NAMES INDICATE THESE PARTS ARE INCLUDED IN PRECEDING ASSEMBLY.

† Set with parts shown NOT AVAILABLE. Refer to the next page for later design set.

**NOTE: THIS ILLUSTRATION AND THE PARTS LIST ARE FOR LATER DESIGN HEATER/DEFROSTER USED WITH CAB SET 886419.**

**ACCESSORY  
HEATER DEFROSTER  
AND MODIFICATIONS 000684, 000685**



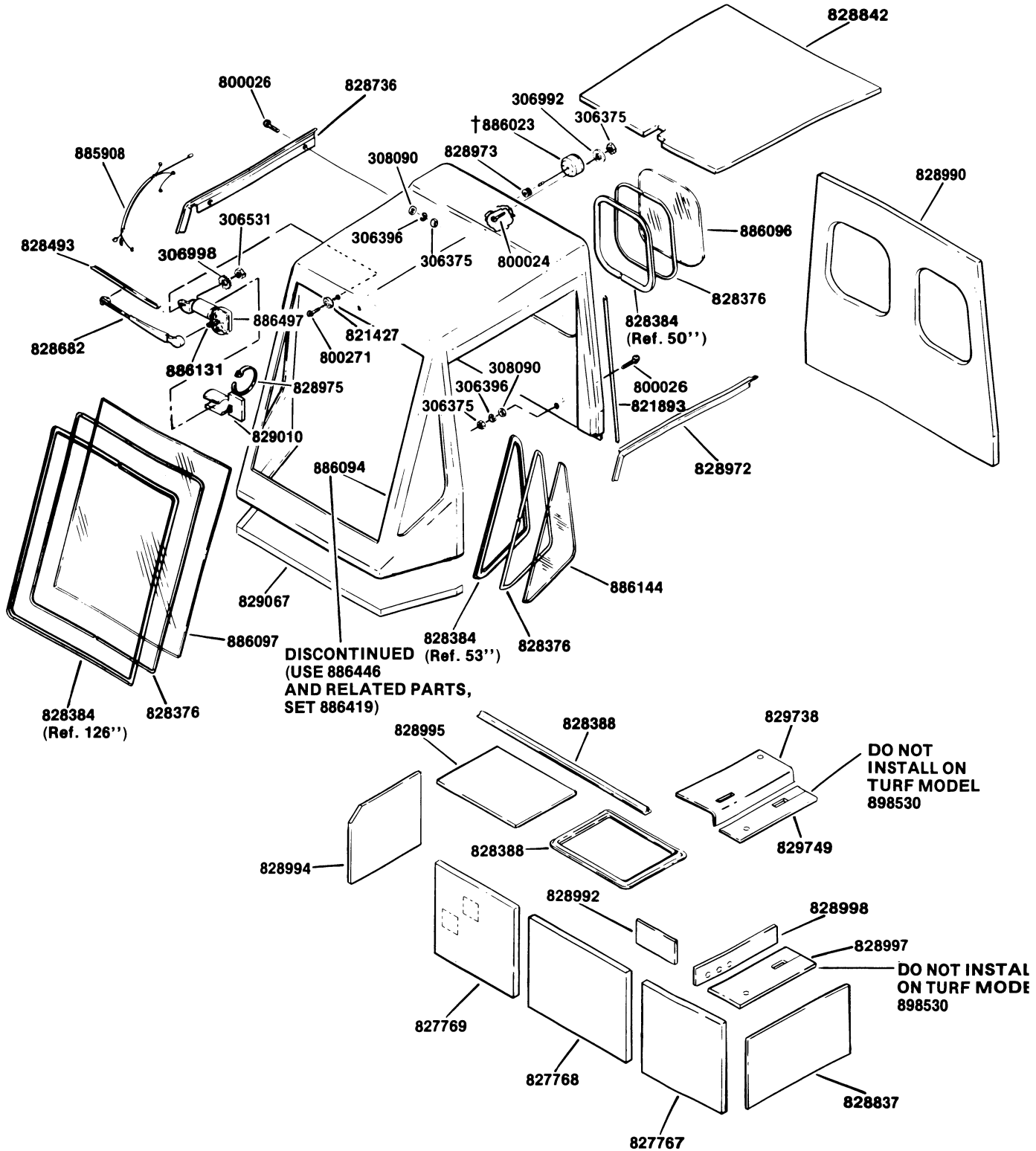
**ACCESSORY  
HEATER/DEFROSTER  
AND MODIFICATIONS 000684, 000685**

Part No.	Description	No. Req'd.	Part No.	Description	No. Req'd.
885730	Heater-defroster set, complete . . .	1	825724	. Hose, cab air, 18'' (457 mm) . . .	1
103867	. Washer, 5/16 . . . . .	2	825726	. Clamp, hose . . . . .	2
306325	. Lockwasher, 5/16 . . . . .	3	825735	. Coupler . . . . .	2
306375	. Nut, 1/4-20 . . . . .	7	825772	. Gasket . . . . .	3
306396	. Lockwasher, 1/4 . . . . .	7	825779	. Grommet . . . . .	1
306435	. Screw, 5/16-18 x 1 1/4 . . . . .	1	*825844	. Cement, foam pads . . . . .	1
306932	. Nut, 5/16-18 . . . . .	3	*826078	. Sealant, exhaust . . . . .	1
308090	. Washer, 1/4 . . . . .	7	826457	. Clamp, hose support . . . . .	1
*320107	. Tie, wire, 7'' (178 mm) . . . . .	2	828684	. Bracket . . . . .	1
800026	. Screw, 1/4-20 x 3/4, P.T.H. . . . .	2	829350	. Hose, defroster, 64'' (1 625 mm)	1
800146	. Screw, #10-16 x 3/4, P.T.H. . . . .	2	884182	. Blower assembly . . . . .	1
800170	. Nut, speed, #10 . . . . .	2	884471	. Plate ass'y set, blower . . . . .	1
800177	. Screw, 5/16-18 x 3/4, P.T.H. . . . .	2	800344	. Screw, #10AB x 9/16, P.T.H. . . . .	3
800277	. Screw, 1/4-20 x 5/8, P.T.H. . . . .	5	*818520	. Caulking . . . . .	1
818499	. Hose . . . . .	2	884188	. Outlet, blower . . . . .	1
818500	. Clamp, hose . . . . .	12	884473	. Tube, defroster . . . . .	1
818506	. Hose, fresh air, 48'' (1 219 mm)	1	*885849	. Switch, blower . . . . .	1
818962	. Clamp, hose . . . . .	4	885888	. Bracket ass'y, blower mtg. . . . .	1
821427	. Washer, sealing . . . . .	2	885889	. Diffuser ass'y, defroster . . . . .	1
*823549	. Tie, defroster hose, 14'' (356 mm) . . . . .	2	885890	. Plate ass'y, cab heat . . . . .	1
825722	. Hose, blower, 8'' (203 mm) . . . . .	1	886027	. Heat exchanger ass'y . . . . .	1
			886424	. Inlet ass'y, fresh air . . . . .	1

\* Not illustrated.

INDENTED PART NAMES INDICATE THESE PARTS ARE INCLUDED IN PRECEDING ASSEMBLY.

**DISCONTINUED  
CAB SET — PART NO. 885812  
INSULATION AND SOUND FOAM  
AND  
MODIFICATION 000681**



**DISCONTINUED**  
**CAB SET — PART NO. 885812**  
**INSULATION AND SOUND FOAM**  
**AND**  
**MODIFICATION 000681**

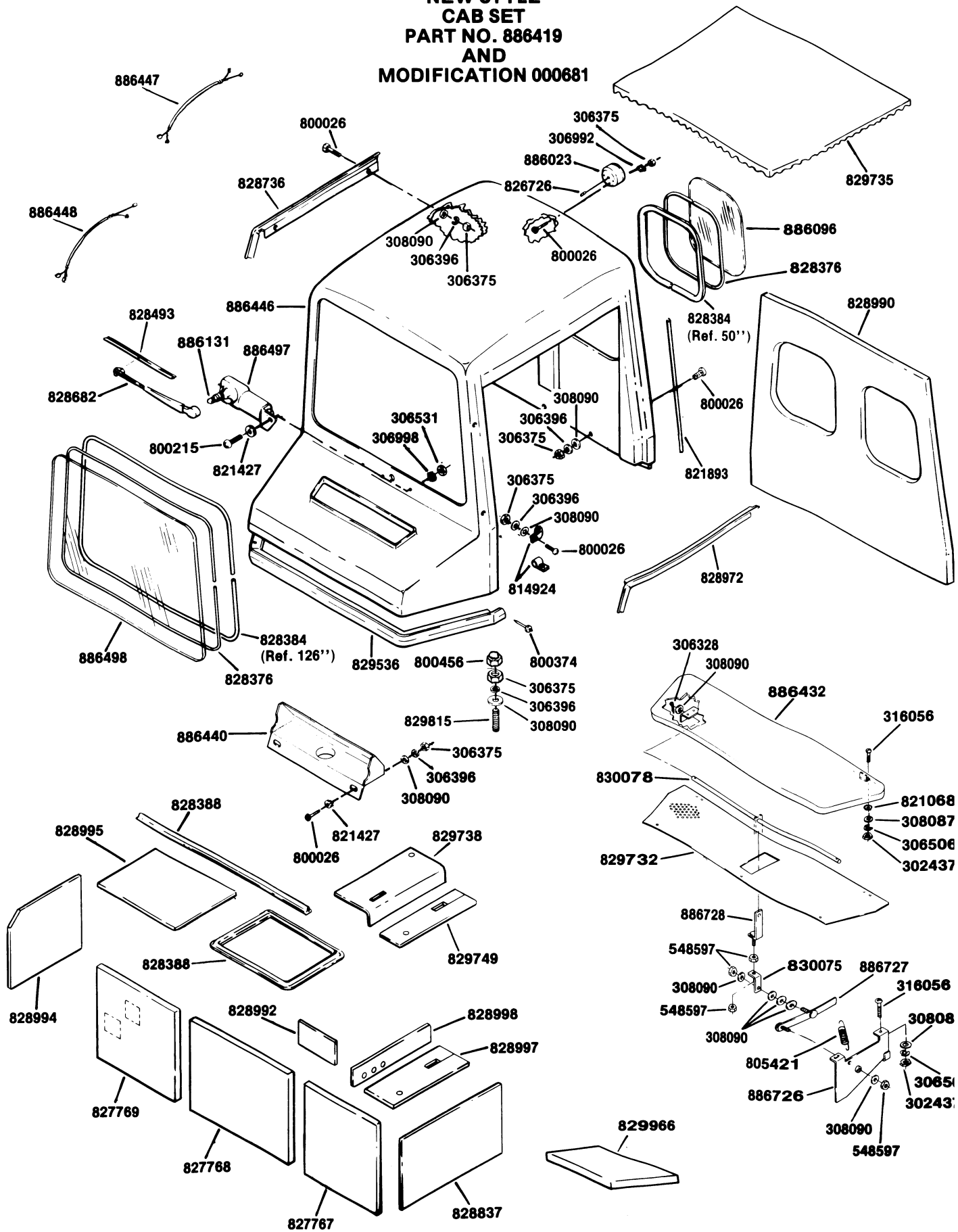
Part No.	Description	No. Req'd.	Part No.	Description	No. Req'd.
885812	Cab set, complete . . . . .	Disc.	828837	. Foam, sound, engine cover . . . . .	1
306375	. Nut, 1/4-20 . . . . .	11	828842	. Foam, sound, roof . . . . .	1
306396	. Lockwasher, 1/4 . . . . .	11	828972	. Trough, drip, left . . . . .	1
306531	. Nut, #10-24 . . . . .	1	828973	. Grommet . . . . .	1
306992	. Lockwasher, 1/4, shakeproof . . . . .	2	828975	. Tie, pad . . . . .	2
306998	. Lockwasher, #10, shakeproof . . . . .	1	828990	. Foam, sound, rear panel . . . . .	1
308090	. Washer, 1/4. . . . .	9	828992	. Foam, sound, engine cover . . . . .	1
800024	. Screw, 1/4-20 x 1 1/2, P.T.H. . . . .	9	828994	. Foam, sound, engine cover . . . . .	1
800026	. Screw, 1/4-20 x 3/4, P.T.H. . . . .	8	828995	. Foam, sound, engine cover . . . . .	1
800271	. Screw, #10-24 x 1/2, P.T.H. . . . .	1	828997	. Foam, sound, console. . . . .	1
821427	. Washer, sealing . . . . .	1	828998	. Foam, sound, console. . . . .	1
821893	. Molding, (12') . . . . .	As Req'd.	829010	. Pad, wiper . . . . .	1
*826501	. Decal, safety . . . . .	1	829067	. Tape, trim . . . . .	1
827767	. Insulation, engine cover . . . . .	1	*829071	. Sealer, 3 oz. tube . . . . .	As Req'd.
827768	. Insulation, engine cover . . . . .	1	829738	. Foam, sound, control panel . . . . .	1
827769	. Insulation, engine cover . . . . .	1	829749	. Foam, sound, control panel . . . . .	1
828376	. Filler strip, (50') . . . . .	As Req'd.	*884395	. Seat belt w/attaching hardware . . . . .	1
828384	. Seal, window, (50') . . . . .	As Req'd.	885908	. Wire harness, wiper . . . . .	1
828388	. Seal, seat and engine cover (50')	As Req'd.	†886023	. Light, stop . . . . .	1
828493	. Blade, wiper . . . . .	1	886094	. Cab . . . . .	1
828682	. Arm, wiper . . . . .	1	886096	. Window, rear . . . . .	2
828736	. Trough, drip, right . . . . .	1	886097	. Windshield . . . . .	1
			886144	. Window, side . . . . .	2
			886497	. Motor, wiper . . . . .	1
			886131	. Shaft, wiper motor . . . . .	1

† Refer to LIGHTS for service parts.

\* Not illustrated.

INDENTED PART NAMES INDICATE THESE PARTS ARE INCLUDED IN PRECEDING ASSEMBLY.

**ACCESSORY  
NEW STYLE  
CAB SET  
PART NO. 886419  
AND  
MODIFICATION 000681**



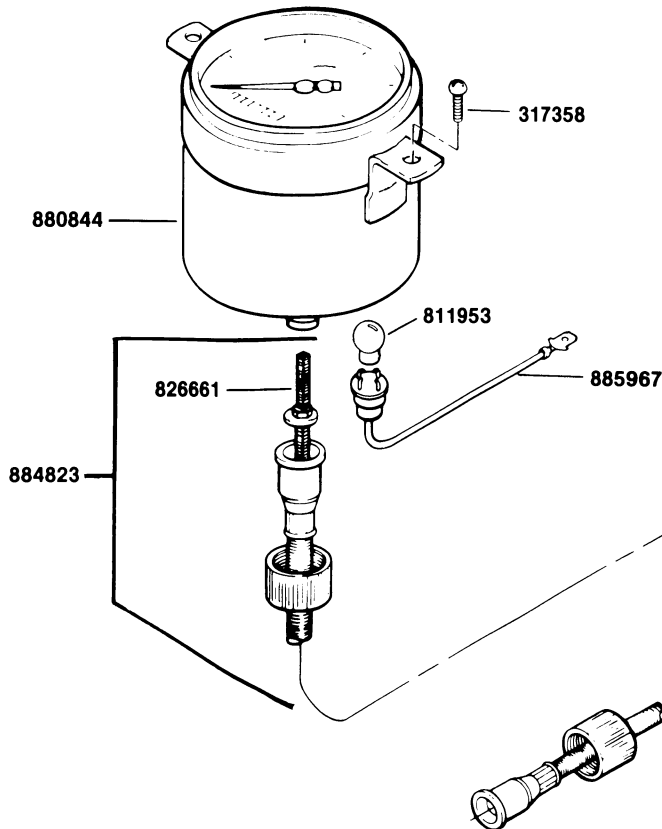
**ACCESSORY  
NEW STYLE  
CAB SET  
PART NO. 886419  
AND  
MODIFICATION 000681**

Part No.	Description	No. Req'd.	Part No.	Description	No. Req'd.
886419	Cab set, 3 wheel, complete . . . . .	1	828998	. Foam, sound, console . . . . .	1
306375	. Nut, 1/4-20 . . . . .	25	*829071	. Sealer, 3 oz. tube . . . . .	As Req'd.
306396	. Lockwasher, 1/4 . . . . .	24			
306531	. Nut, #10-24 . . . . .	1	829536	. Strip, cab sealer (3 WHEEL) . . .	1
306992	. Lockwasher, 1/4, shakeproof . .	2	829735	. Foam, sound, roof . . . . .	1
306998	. Lockwasher, #10, shakeproof . .	1	829738	. Foam, sound, control panel . . . .	1
308090	. Washer, 1/4. . . . .	24	829749	. Foam, sound, control panel . . . .	1
*320107	. Tie, wire . . . . .	2	829815	. Stud, threaded . . . . .	12
800026	. Screw, 1/4-20 x 3/4, P.T.H. . . .	13	829966	. Foam, insulating, filler . . . . .	1
800215	. Screw, #10-24 x 5/8, P.T.H. . . .	1	*884395	. Seat belt, w/attaching hardware	1
800374	. Rivet, pop. . . . .	4	886023	. Light, stop . . . . .	1
800456	. Nut, acorn, 1/4-20. . . . .	12	886096	. Window, rear . . . . .	2
819924	. Clamp . . . . .	3	886446	. Cab, w/vent assembly . . . . .	1
821427	. Washer, sealing . . . . .	3	302437	. Nut, #6-32 . . . . .	8
821893	. Moulding (12') . . . . .	As Req'd.	306328	. Pin, cotter, 3/32 x 3/4 . . . . .	2
			306506	. Lockwasher, #6 . . . . .	8
*825844	. Adhesive, foam . . . . .	1	308087	. Washer, #6 . . . . .	8
826726	. Connector, single . . . . .	1	308090	. Washer, 1/4 . . . . .	7
827767	. Insulation, engine cover . . . . .	1	316056	. Screw, #6-32 x 3/4, rd. hd. . . . .	8
827768	. Insulation, engine cover . . . . .	1	548597	. Nut, 1/4-20, lock . . . . .	4
827769	. Insulation, engine cover . . . . .	1	805421	. Spring . . . . .	1
828376	. Strip, filler (50') . . . . .	As Req'd.	821068	. 'O'-ring . . . . .	4
			829732	. Screen, vent . . . . .	1
828384	. Seal, window (50') . . . . .	As Req'd.	830075	. Strap, over-center, bottom . . . .	1
			830078	. Rod, vent door . . . . .	1
828388	. Seal, seat and engine cover (50')	As Req'd.	886432	. Cover assembly, air vent . . . . .	1
			*829717	. Gasket, vent . . . . .	1
828493	. Blade, wiper . . . . .	1	886726	. Bracket assembly, vent . . . . .	1
828682	. Arm, wiper . . . . .	1	886727	. Lever assembly, vent . . . . .	1
828736	. Trough, drip, right . . . . .	1	886728	. Strap assembly, over center, top . . . . .	1
828837	. Foam, sound, engine cover . . . .	1			
828972	. Trough, drip, left . . . . .	1	886440	. Diffuser, defroster . . . . .	1
828990	. Foam, sound, rear panel . . . . .	1	886447	. Wire assembly, stoplight . . . . .	
828992	. Foam, sound, engine cover . . . .	1	886448	. Wire assembly, wiper motor . . . .	1
828994	. Foam, sound, engine cover . . . .	1	886497	. Motor, wiper . . . . .	1
828995	. Foam, sound, engine cover . . . .	1	886131	. Shaft, wiper motor . . . . .	1
828997	. Foam, sound, console . . . . .	1	886498	. Windshield . . . . .	1

\* Not illustrated.

INDENTED PART NAMES INDICATE THESE PARTS ARE INCLUDED IN PRECEDING ASSEMBLY.

**ACCESSORY  
SPEEDOMETER SET  
(8310 AND PRIOR)**



Part No.	Description	No. Req'd
885902	Speedometer set, complete . . . . .	1
317358	. Screw, #10-32 x 5/8. . . . .	2
811953	. Bulb, light, #53 . . . . .	1
*823549	. Tie, cable . . . . .	1
880844	. Head, speedometer . . . . .	1
884823	. Cable assembly . . . . .	1
826661	. Core, cable. . . . .	1
885967	. Light socket and wire ass'y . . . . .	1

\* Not illustrated.

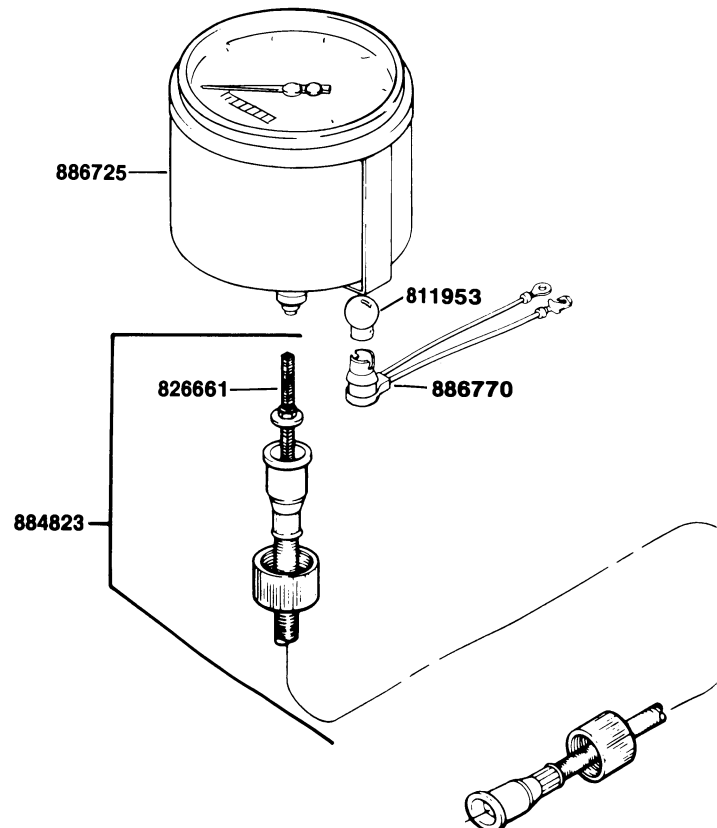
INDENTED PART NAMES INDICATE THESE PARTS ARE INCLUDED IN PRECEDING ASSEMBLY.

**ACCESSORY  
SPEEDOMETER SET  
(8410 AND LATER)**

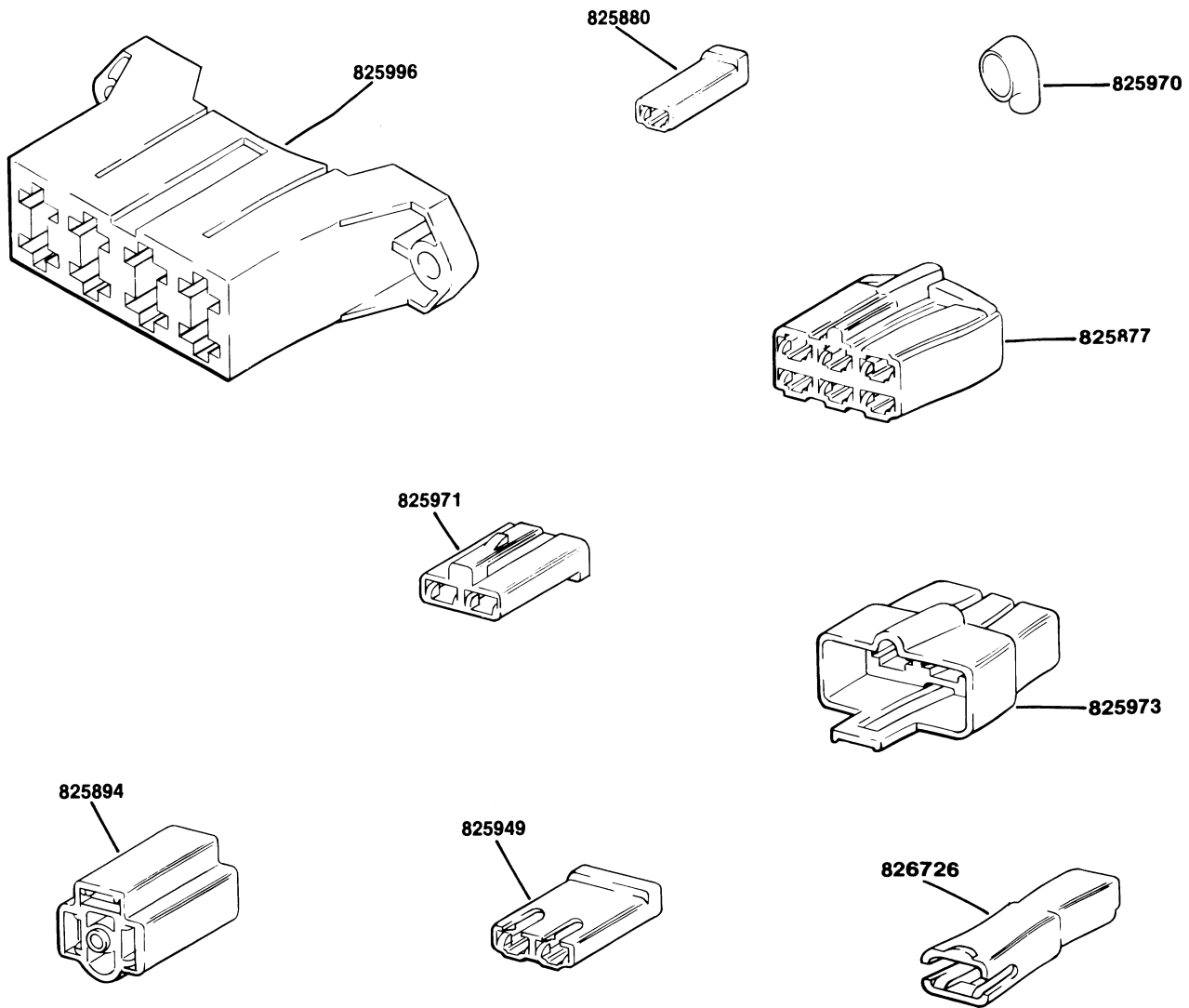
Part No.	Description	No. Req'd.
886776	Speedometer set, complete . . . . .	1
*823549	. Tie, cable . . . . .	1
884823	. Cable assembly . . . . .	1
826661	. Core, cable. . . . .	1
886725	. Head ass'y, speedometer. . . . .	1
886770	. Wire ass'y . . . . .	1
811953	. Bulb, light, #53 . . . . .	1

\* Not illustrated.

INDENTED PART NAMES INDICATE THESE PARTS ARE INCLUDED IN PRECEDING ASSEMBLY.





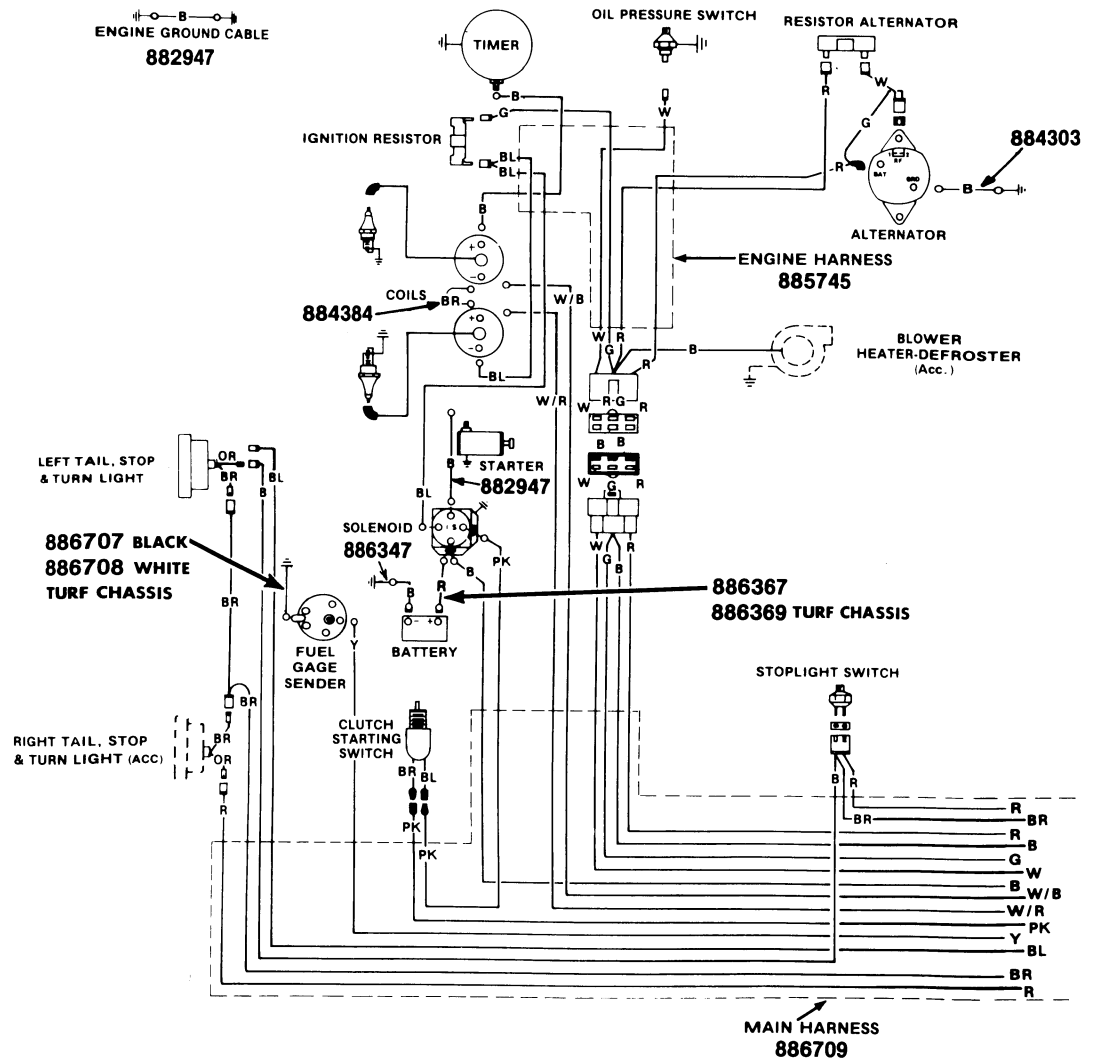


### ELECTRICAL CONNECTORS

Part No.	Description	No. Req'd.	Part No.	Description	No. Req'd.
825880	Connector, single contact . . . . .	18	*826191	Tubing, convoluted, 0.500 Inside Diameter 50' length . . . . .	As Req'd.
825877	Connector, six contact . . . . .	1			
825894	Connector, Headlight . . . . .	2	*826192	Tubing, convoluted, 0.750 Inside Diameter 25' length . . . . .	As Req'd.
825949	Connector, stoplight . . . . .	1			
825970	Boot, ring terminal . . . . .	1	*826193	Tubing, convoluted Green, 0.413 Inside Diameter 25' length . . . . .	As Req'd.
825971	Connector, alternator . . . . .	1			
825973	Connector, six contact . . . . .	2			
825996	Connector, fuseholder . . . . .	1			
826726	Connector, contact . . . . .	1			
*826190	Tubing, Convoluted, 0.350 Inside Diameter 50' length . . . . .	As Req'd.			

\* Not illustrated.

# WIRING DIAGRAM 8310 AND PRIOR

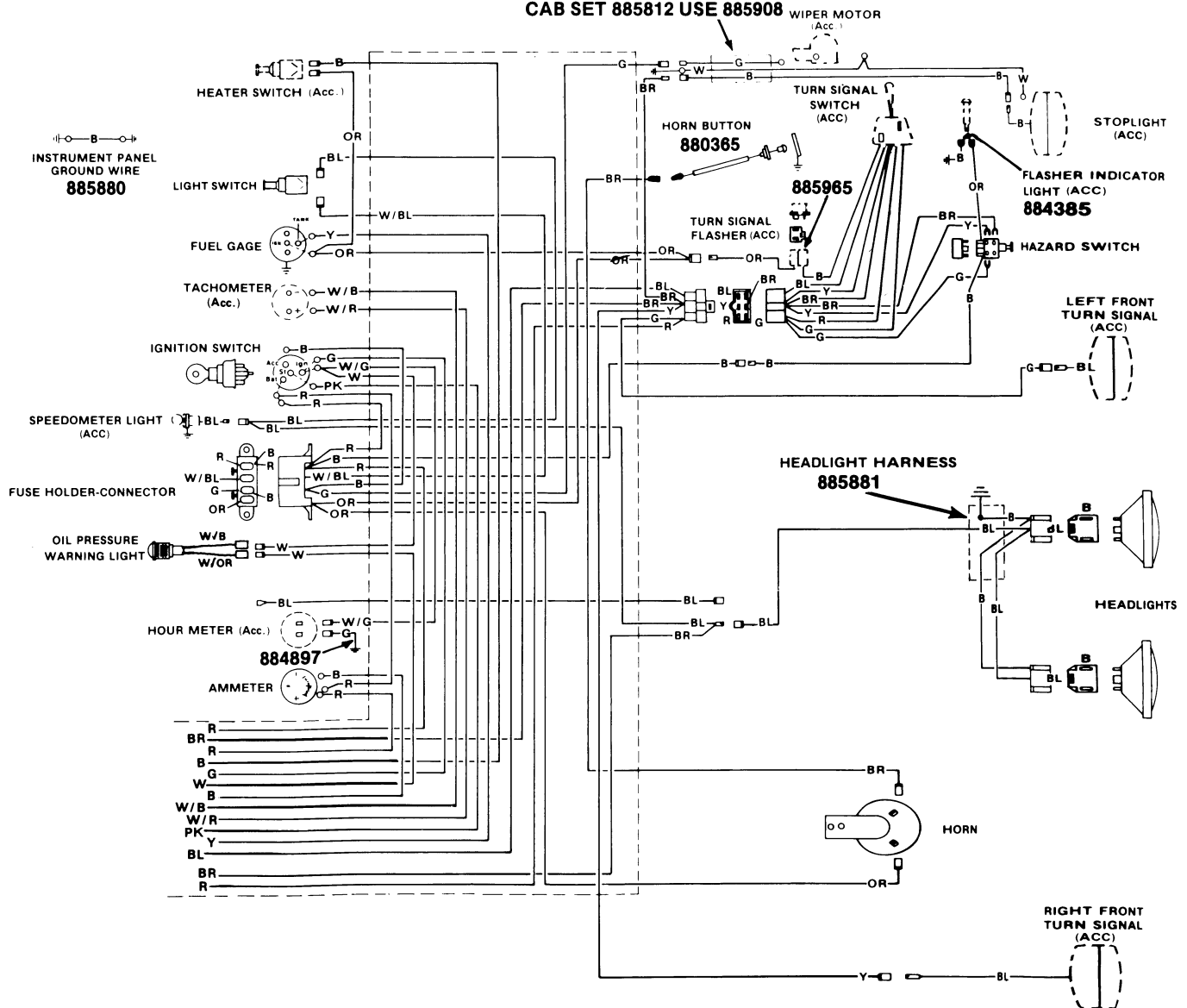


## COLOR CODE

B	BLACK	OR	ORANGE
G	GREEN	PK	PINK
R	RED	W/B	WHITE W/BLUE STRIPE
W	WHITE	W/G	WHITE W/GREEN STRIPE
Y	YELLOW	W/R	WHITE W/RED STRIPE
BL	BLUE	W/BL	WHITE W/BLUE STRIPE
BR	BROWN	W/OR	WHITE W/ORANGE STRIPE

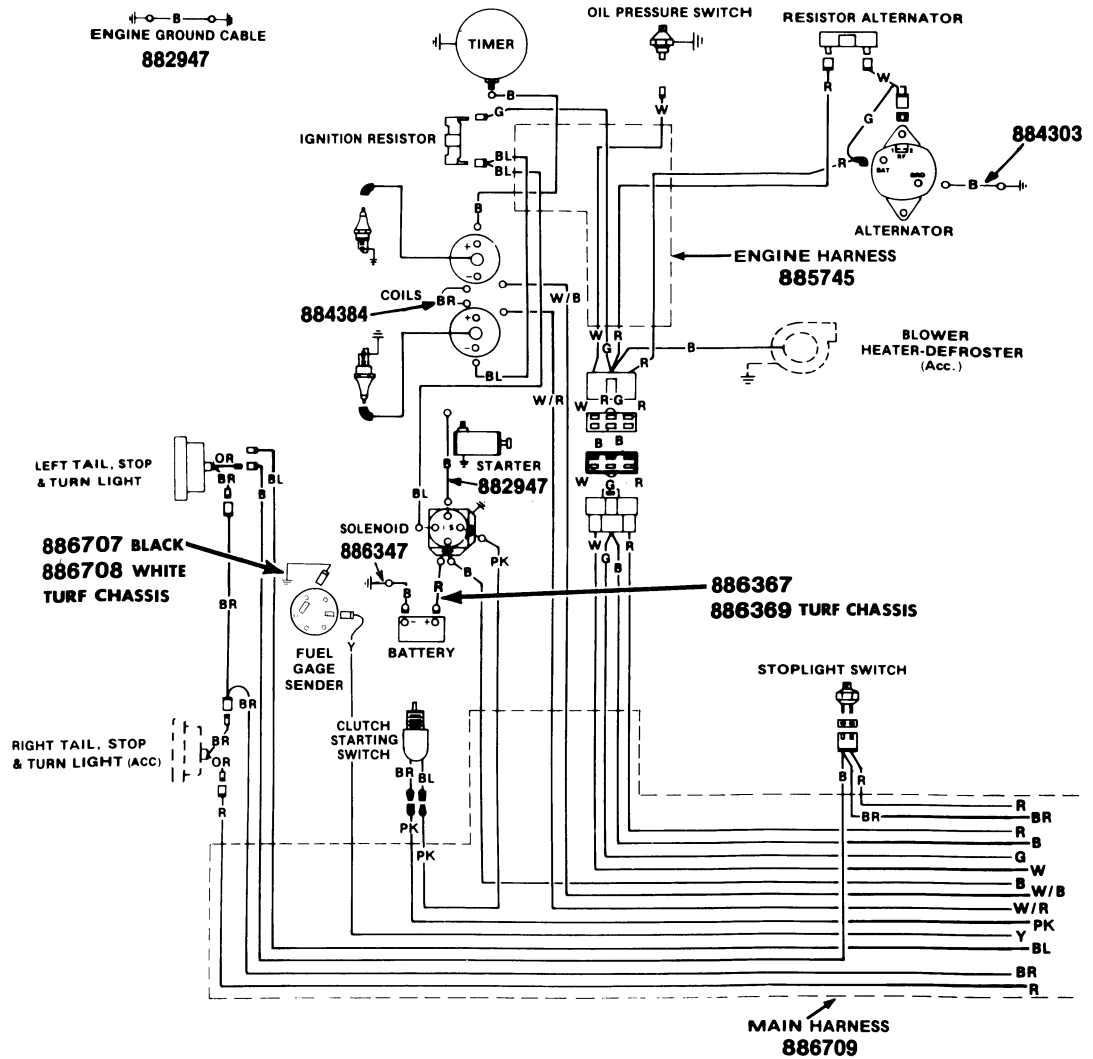
# WIRING DIAGRAM 8310 AND PRIOR

**CAB SET 886419**  
 USE  
**(886448) (886447)**  
 WIPER MOTOR & STOPLIGHT  
 HARNESS  
**CAB SET 885812 USE 885908**



Convolted Tubing and Connectors See Page 119

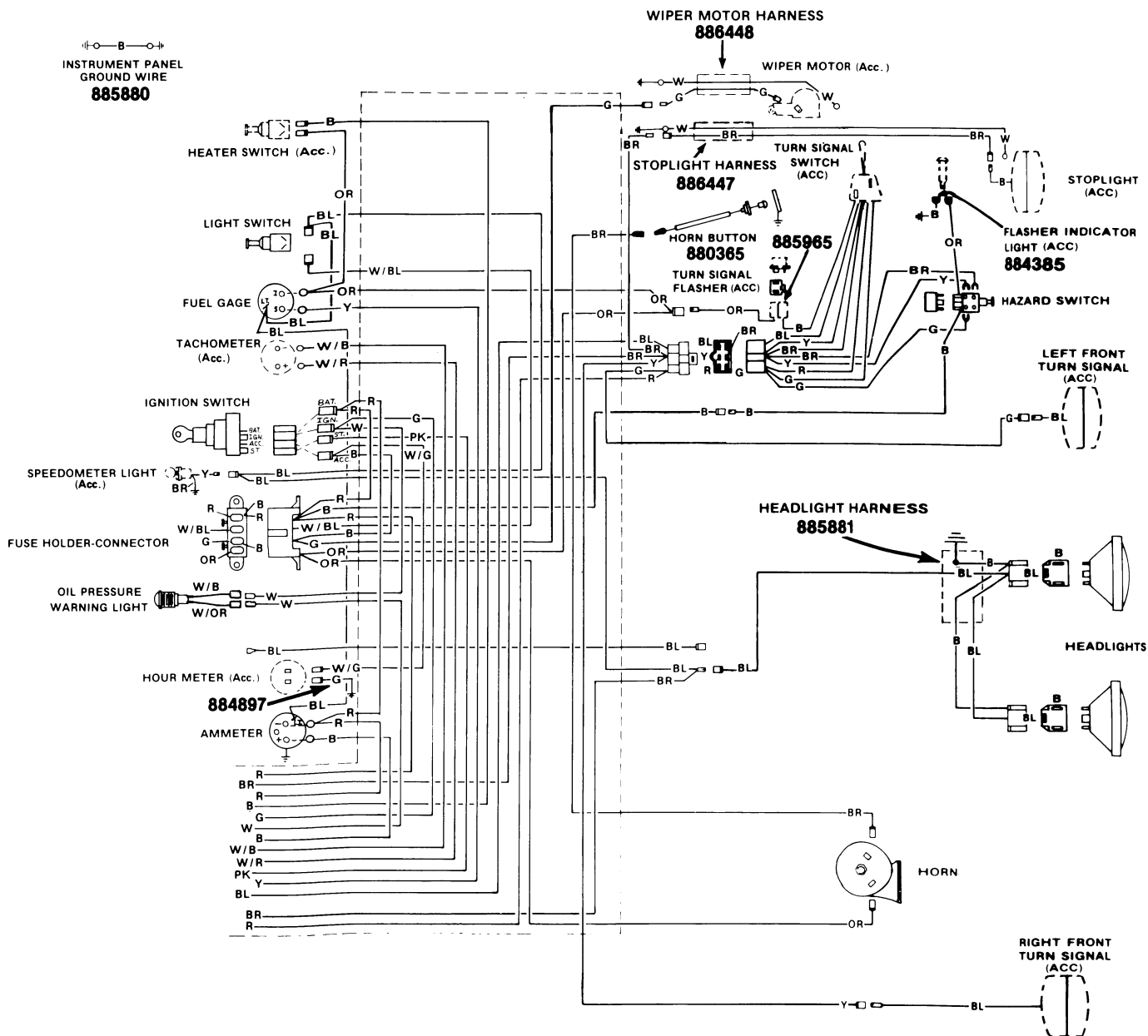
# WIRING DIAGRAM 8410 AND LATER



### COLOR CODE

B	BLACK	OR	ORANGE
G	GREEN	PK	PINK
R	RED	W/B	WHITE W/BLUE STRIPE
W	WHITE	W/G	WHITE W/GREEN STRIPE
Y	YELLOW	W/R	WHITE W/RED STRIPE
BL	BLUE	W/BL	WHITE W/BLUE STRIPE
BR	BROWN	W/OR	WHITE W/ORANGE STRIPE

# WIRING DIAGRAM 8410 AND LATER



Convulated Tubing and Connectors See Page 119

## NOTES

**CUSHMAN<sup>®</sup>**

OMC LINCOLN

a Division of Outboard Marine Corporation

P.O. Box 82409

Lincoln, Nebraska 68501